





1. All secondary steel to be in accordance with Manufacturer's design, details and specification.
2. All concrete / steelwork show indicative sizes / locations only.
3. All concrete / steelwork to be confirmed by Structural Engineer.
4. All structural information generally to be in accordance with Structural Engineer's design, details and specification.
5. All mechanical, electrical, plumbing and ventilation information to be in accordance with Mechanical and Electrical Engineer's design, details and specification.
6. Some insulation omitted for clarity. Refer to partition detail drawings for details.
7. Roof Mansard System is required and shall be the responsibility of the Roofing Contractor. System to be installed in accordance with Manufacturers design and specifications.

Denotes floor level — Denotes room n°
Denotes block —
Denotes opening type: —
Door Window Screen —
0 — Denotes opening n°

ISSUED FOR
CONSTRUCTION

E	11.10.10	RKC	CJ	Apollo Issue - Final Coordination by Apollo	
D	06.09.10	RKC	CJ	General revisions	
C	17.08.10	RKC	CJ	General revisions	
B	02.08.10	RKC	CJ	Issued for Building Regulation Approval	
A	22.07.10	RKC	CJ	Gen update	
Rev	Date	By	Chk	Comment	

For continuation refer to dwg sheet: 222586-AW-101

BRINGING IDEAS TO LIFE



FRANKHAM

Frankham Consultancy Group Limited
21 Perrymount Road
Haywards Heath RH16 3TP
t 01444 444900 f 01444 455642
enquire@frankham.com
www.frankham.com

Client



Project Title

Woodside
Inclusive Learning Campus

Drawing Title

General Arrangement
Ground Floor Plan
Block W

Drawn by:

Drawn by:
RKC

Designed by

Designed by
FCG

File Ref : 01

File Ref.: 22

Drawing No.
222586-AW-100

Rev.	E
------	---

Architectural floor plan of the first floor of a building. The plan shows various rooms, corridors, and structural elements. Key rooms and their areas are:

- Lobby WG15: AREA = 9.96m²
- Drama Class 02 WG16: AREA = 66.539m²
- Practice 01 WG10: AREA = 6.599m²
- Practice 02 WG09: AREA = 6.599m²
- ICT Hub WG05: AREA = 8.260m²
- Music Class 02 WG08: AREA = 68.969m²
- Music Class 01 WG06: AREA = 64.472m²
- Music Store WG07: AREA = 8.801m²
- Main Stair WG02: AREA = 32.425m²
- Sen Staff Off WG23: AREA = 10.580m²
- Staff Base WG24: AREA = 20.645m²
- Services Cupid: Services cupid with concrete bund wall in accordance with Manufacturer's design and instructions
- Lobby WG01: AREA = 15.373m²
- Female WC WG20: AREA = 11.125m²
- Female WC Lobby: AREA = 3.430m²
- Male WC WG17: AREA = 11.125m²
- Male WC Lobby: AREA = 3.341m²
- Dis WC WG18: AREA = 3.720m²
- Store WG19: AREA = 2.321m²

The plan also shows corridors, stairs, and structural elements like concrete piers and stairs. Dimensions are provided for various sections and rooms. The plan is oriented with North at the top.

1. All secondary steel to be in accordance with Manufacturer's design, details and specification.
2. All concrete / steelwork shown indicative sizes / locations only.
3. All concrete / steelwork to be confirmed by Structural Engineer.
4. All structural information generally to be in accordance with Structural Engineer's design, details and specification.
5. All mechanical, electrical, plumbing and ventilation information to be in accordance with Mechanical and Electrical Engineer's design, details and specification.
6. Some insulation omitted for clarity. Refer to partition detail drawings for details.
7. Roof Mansafe System is required and shall be the responsibility of the Roofing Contractor. System to be installed in accordance with Manufacturers design and specifications.


Denotes floor level
Denotes block
Denotes opening type:
Door, Window, Screen

Denotes room n°
Denotes opening n°

ISSUED FOR
CONSTRUCTION

E	11.10.10	RKC	CJ	Apollo Issue - Final Coordination by Apollo	
D	06.09.10	RKC	CJ	General revisions	
C	17.08.10	RKC	CJ	General revisions	
B	02.08.10	RKC	CJ	Issued for Building Regulation Approval	
A	22.07.10	RKC	CJ	Gen update	
Rev	Date	By	Chk	Comment	

BRINGING IDEAS TO LIFE



FRANKHAM

Frankham Consultancy Group Limited
21 Perrymount Road
Haywards Heath RH16 3TP
t 01444 444900 f 01444 455642
enquire@frankham.com
www.frankham.com

Client



Project Title

Woodside
Inclusive Learning Campus

Drawing Title

General Arrangement
Ground Floor Plan
Block W

Drawn by:

Sca

Date: _____

Designed by

Checke

Approved by _____

File Ref.: 0120000022586-WOODSIDE BLOCK WARCH 100_196_LOCATION PLANS AND GA,
22586-WW-101.DWG - REV-E-140423141423 14.04.23:14:14:26

Drawing No.
222586-AW-101

Rev.
E

1. All secondary steel to be in accordance with Manufacturer's design, details and specification.
2. All concrete / steelwork shown indicative sizes / locations only.
3. All concrete / steelwork to be confirmed by Structural Engineer.
4. All structural information generally to be in accordance with Structural Engineer's design, details and specification.
5. All mechanical, electrical, plumbing and ventilation information to be in accordance with Mechanical and Electrical Engineer's design, details and specification.
6. Some insulation omitted for clarity. Refer to partition detail drawings for details.
7. Roof Mansafe System is required and shall be the responsibility of the Roofing Contractor. System to be installed in accordance with Manufacturers design and specifications.

Denotes floor level
Denotes block
Denotes opening type:
Door, Window, Screen

Denotes room n°
Denotes opening n°

ISSUED FOR
CONSTRUCTION

E	11.10.10	RKC	CJ	Apollo Issue - Final Coordination by Apollo
D	06.09.10	RKC	CJ	General revisions
C	17.08.10	RKC	CJ	General revisions
B	02.08.10	RKC	CJ	Issued for Building Regulation Approval
A	22.07.10	RKC	CJ	Gen update
Rev	Date	By	Chk	Comment

BRINGING IDEAS TO LIFE



FRANKHAM

Frankham Consultancy Group Limited
21 Perrymount Road
Haywards Heath RH16 3TP
t 01444 444900 f 01444 455642
enquire@frankham.com
www.frankham.com

Client



Project Title

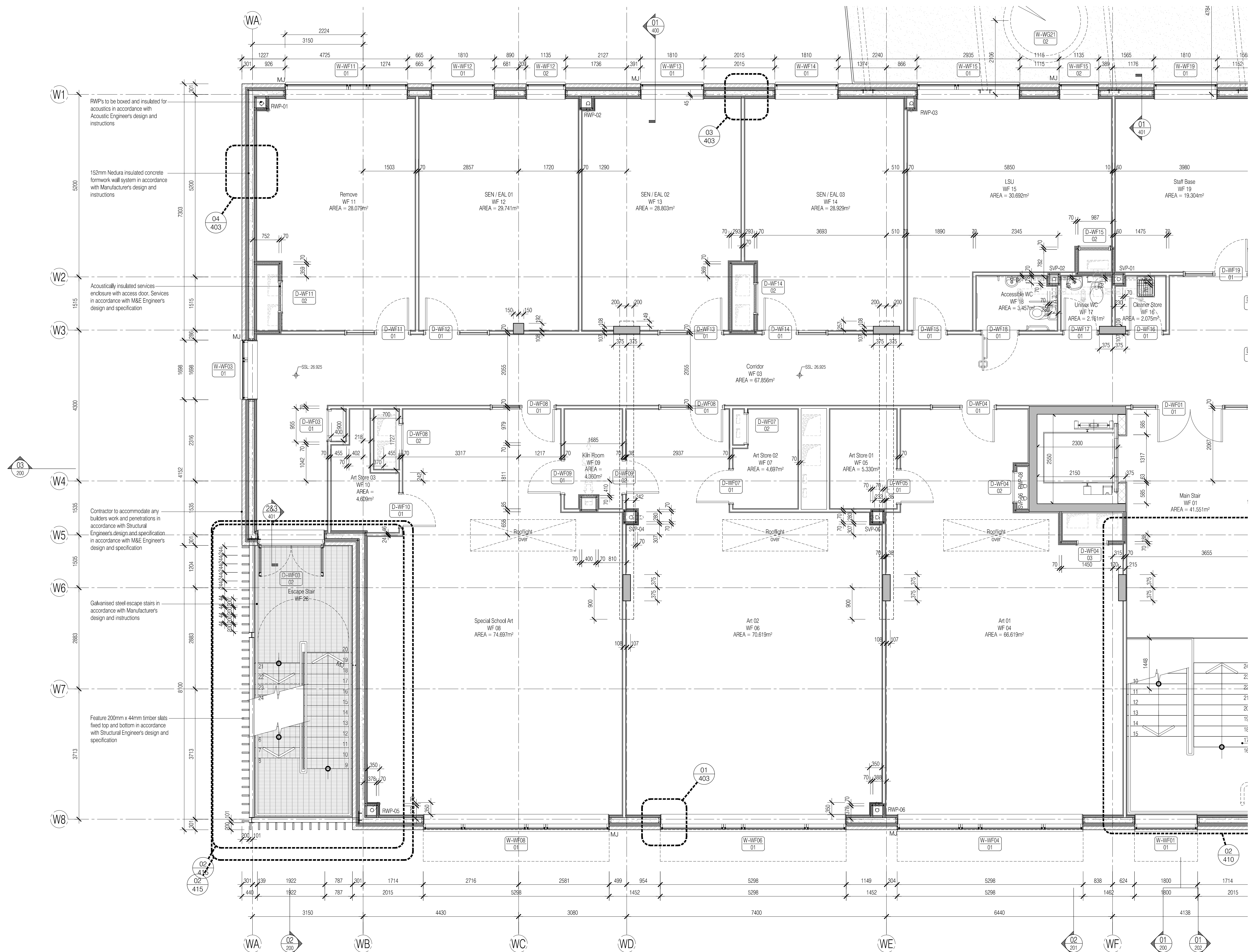
Woodside
Inclusive Learning Campus

Drawing Title
General Arrangement Plan
First Floor
Block W

Drawn by: RKC	Scale: 1:50@A1	Date: 03.06.10
Designed by: FCG	Checked by: CJ	Approved by: AC

File Ref.: G:\000007\222586-WOODSIDE\BLOCK WARCH 100_100_LOCATION PLANS AND GW.
222586-IW-103.DWG - REVE-14342314148 14.04.23:14:14:51

Drawing No. 222586-AW-103	Rev. E
------------------------------	-----------



1. All secondary steel to be in accordance with Manufacturer's design, details and specification.
2. All concrete / steelwork show indicative sizes / locations only.
3. All concrete / steelwork to be confirmed by Structural Engineer.
4. All structural information generally to be in accordance with Structural Engineer's design, details and specification.
5. All mechanical, electrical, plumbing and ventilation information to be in accordance with Mechanical and Electrical Engineer's design, details and specification.
6. Some inclusion omitted for clarity. Refer to partition detail drawings for details.
7. Roof Mansard System is required and shall be the responsibility of the Roofing Contractor. System to be installed in accordance with Manufacturers design and specifications.

Opening Reference Legend

Denotes floor level ———
Denotes block ———
Denotes opening type: ———
Door, Window, Screen ———
Denotes room n° ———
Denotes opening ———

0-2F-13
0*

ISSUED FOR
CONSTRUCTION

E	11.10.10	RKC	CJ	Apollo Issue - Final Coordination by Apollo	
D	06.09.10	RKC	CJ	General revisions	
C	17.08.10	RKC	CJ	General revisions	
B	02.08.10	RKC	CJ	Issued for Building Regulation Approval	
A	22.07.10	RKC	CJ	Gen update	
Rev	Date	By	Chk	Comment	

BRINGING IDEAS TO LIFE



FRANKHAM

Frankham Consultancy Group Limited
21 Perrymount Road
Haywards Heath RH16 3TP
t 01444 444900 f 01444 455642
enquire@frankham.com
www.frankham.com

Client



Project Title

Woodside
Inclusive Learning Campus

Drawing Title
General Arrangement Plan
First Floor
Block W

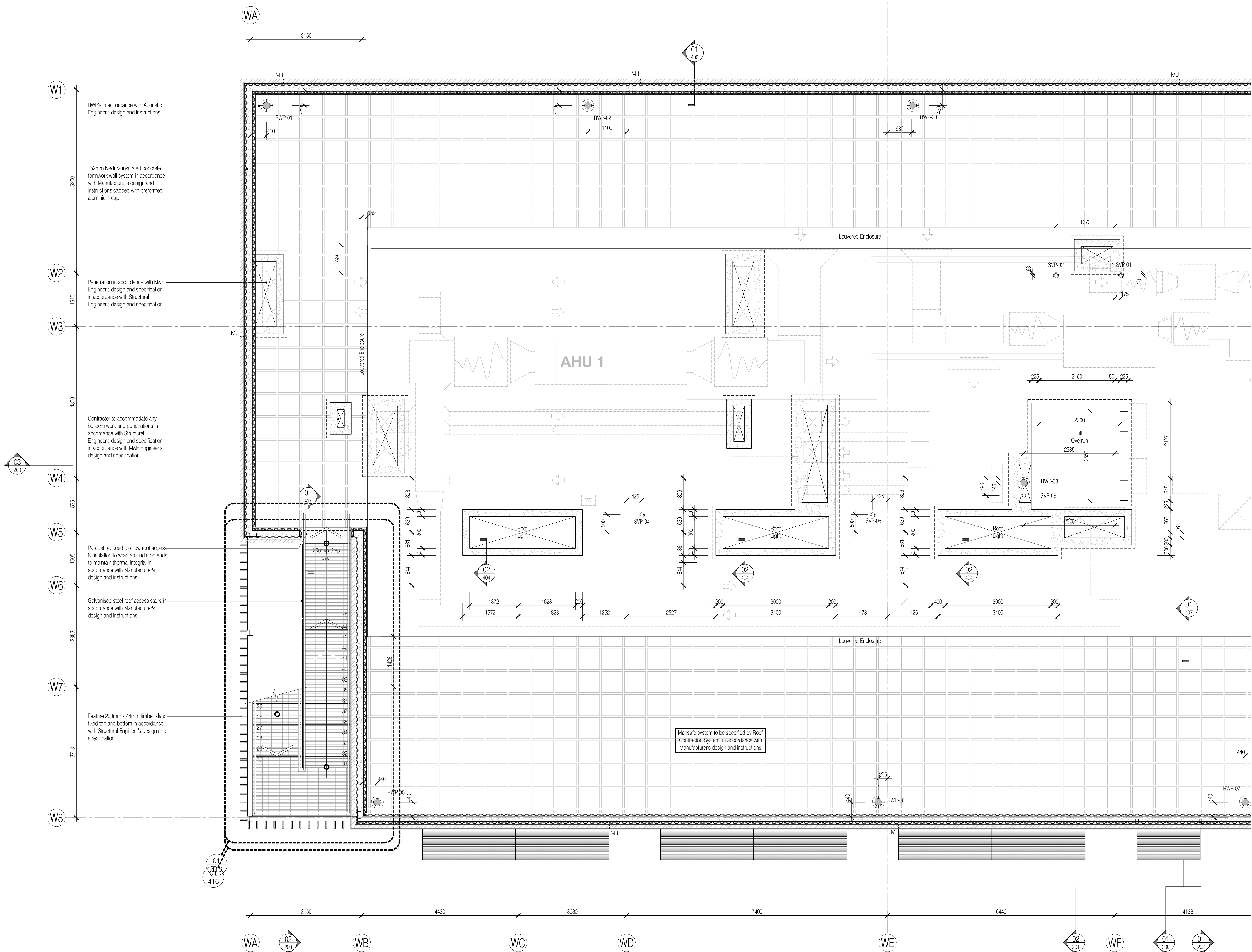
Drawn by: RKC	Scale: 1:50@A1	Date: 03.06.10
Designed by: FCG	Checked by: CJ	Approved by: AC

File Ref.: Q:\200000\222586-WOODSIDE BLOCK WARCH 100_136_LOCATION PLANS AND GA/
222586-WW-10LDRING - REV-E-140423141502 14/04/23 14:15:0

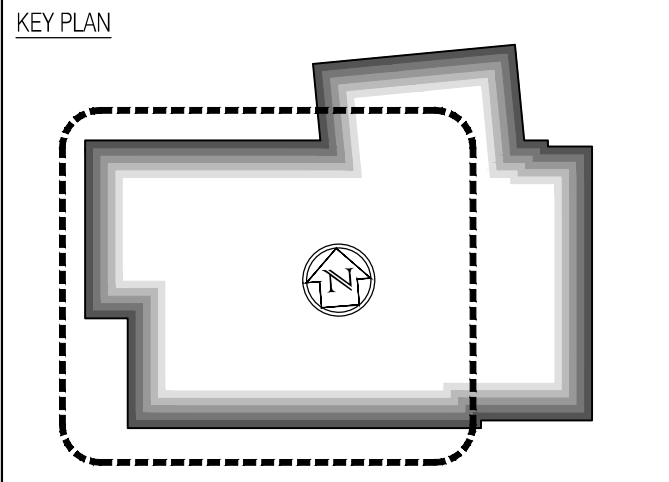
Drawing No.
222586-AW-104

Rev
E

For continuation, refer to dwg: 222586-AW-108



NOTES: Do not scale this drawing. All dimensions to be checked on site prior to commencement or manufacture.



- General Notes
- All secondary steel to be in accordance with Manufacturer's design, details and specification.
 - All concrete / steelwork shown indicative sizes / locations only.
 - All concrete / steelwork to be confirmed by Structural Engineer.
 - All structural information generally to be in accordance with Structural Engineer's design, details and specification.
 - All mechanical, electrical, plumbing and ventilation information to be in accordance with Mechanical and Electrical Engineer's design, details and specification.
 - Some insulation omitted for clarity. Refer to partition detail drawings for details.
 - Roof Mansafe System is required and shall be the responsibility of the Roofing Contractor. System to be installed in accordance with Manufacturer's design and specifications.

ISSUED FOR CONSTRUCTION

Rev	Date	By	Chk	Comment
E	11.10.10	RKC	CJ	Apollo Issue - Final Coordination by Apollo
D	06.09.10	RKC	CJ	General revisions
C	17.08.10	RKC	CJ	General revisions
B	02.08.10	RKC	CJ	Issued for Building Regulation Approval
A	22.07.10	RKC	CJ	Gen update



Frankham Consultancy Group Limited
21 Perryman Road
Haywards Heath RH16 3TP
t 01444 444900 f 01444 455642
enquiries@frankham.com
www.frankham.com

Client
APOLLO EDUCATION

Project Title
Woodside
Inclusive Learning Campus

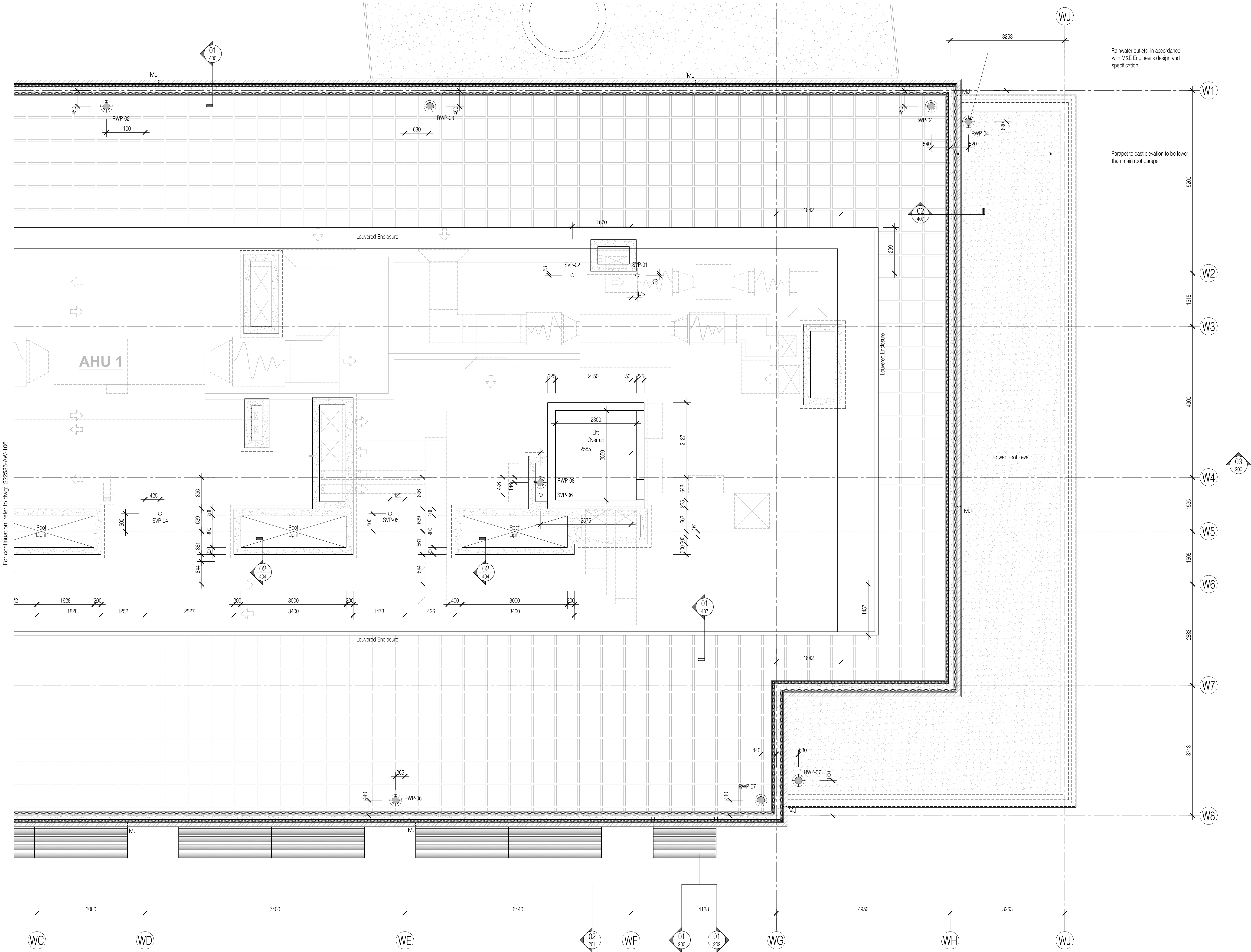
Drawing Title
General Arrangement Plan
Roof Plan
Block W

Drawn by: RKC	Scale: 1:50@A1	Date: 03.06.10
Designed by: FCG	Checked by: CJ	Approved by: AC

File Ref.: 010000022586-AW-108 (BLOCK W) WHICH RELATES TO LOCATION PLANS AND IS 222586-AW-108 (BLOCK W) - REV E 14/04/2010 15:27

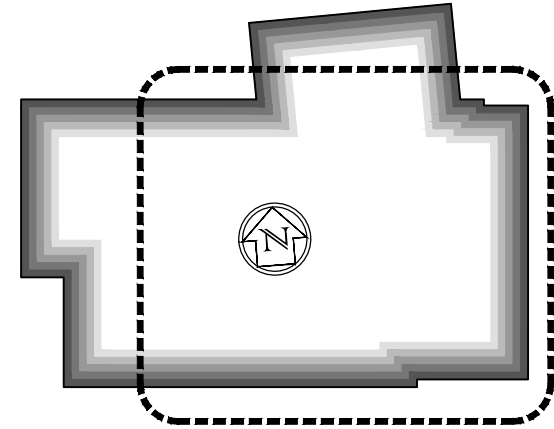
Drawing No. 222586-AW-106	Rev. E
------------------------------	-----------

For continuation, refer to dwg: 222586-AW-108



NOTES: Do not scale this drawing. All dimensions to be checked on site prior to commencement or manufacture.

KEY PLAN



General Notes

- All secondary steel to be in accordance with Manufacturer's design, details and specification.
- All concrete / steelwork shown indicative sizes / locations only.
- All concrete / steelwork to be confirmed by Structural Engineer.
- All structural information generally to be in accordance with Structural Engineer's design, details and specification.
- All mechanical, electrical, plumbing and ventilation information to be in accordance with Mechanical and Electrical Engineer's design, details and specification.
- Some insulation omitted for clarity. Refer to partition detail drawings for details.
- Roof Mansafe System is required and shall be the responsibility of the Roofing Contractor. System to be installed in accordance with Manufacturers design and specifications.

ISSUED FOR CONSTRUCTION

Rev	Date	By	Chk	Comment
E	11.10.10	RKC	CJ	Apollo Issue - Final Coordination by Apollo
D	06.09.10	RKC	CJ	General revisions
C	17.08.10	RKC	CJ	General revisions
B	02.08.10	RKC	CJ	Issued for Building Regulation Approval
A	22.07.10	RKC	CJ	Gen update

BRINGING IDEAS TO LIFE



FRANKHAM

Frankham Consultancy Group Limited
21 Perryman Road
Haywards Heath RH16 3TP
t 01444 444900 f 01444 455642
enquiries@frankham.com
www.frankham.com

Client
APOLLO EDUCATION

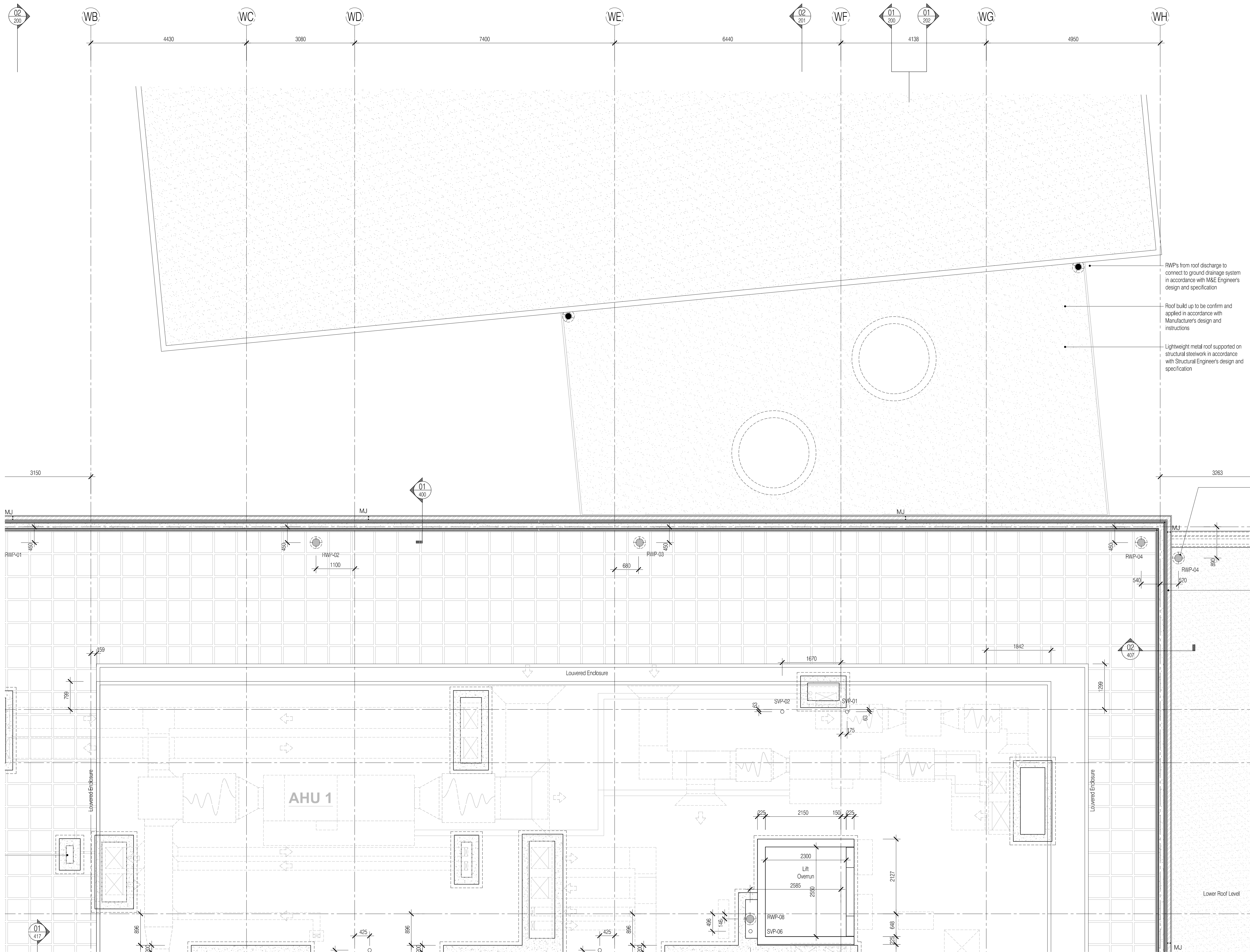
Project Title
Woodside
Inclusive Learning Campus

Drawing Title
General Arrangement Plan
Roof Plan
Block W

Drawn by: RKC	Scale: 1:50@A1	Date: 03.06.10
Designed by: FCG	Checked by: CJ	Approved by: AC

File Ref.: 010000022586-AW-108 BLOCK W ROOF PLAN AND GA 222586-AW-107-000 - REV 6 14/04/2010 14:04:28 14/04/2010 15:30

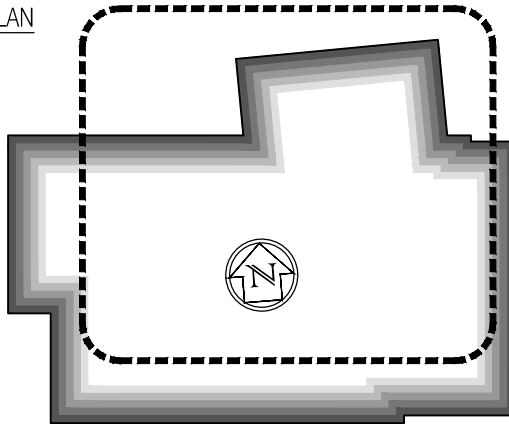
Drawing No. 222586-AW-107	Rev. E
------------------------------	-----------



For continuation, refer to dwg: 222586-AW-107

NOTES: Do not scale this drawing. All dimensions to be checked on site prior to commencement or manufacture.

KEY PLAN



General Notes

- All secondary steel to be in accordance with Manufacturer's design, details and specification.
- All concrete / steelwork shown indicative sizes / locations only.
- All concrete / steelwork to be confirmed by Structural Engineer.
- All structural information generally to be in accordance with Structural Engineer's design, details and specification.
- All mechanical, electrical, plumbing and ventilation information to be in accordance with Mechanical and Electrical Engineer's design, details and specification.
- Some insulation omitted for clarity. Refer to partition detail drawings for details.
- Roof Mansafe System is required and shall be the responsibility of the Roofing Contractor. System to be installed in accordance with Manufacturer's design and specifications.


Opening Reference Legend

Denotes floor level
Denotes block
Denotes opening type:
Door, Window, Screen

Denotes room n°
Denotes opening n°

ISSUED FOR CONSTRUCTION

BRINGING IDEAS TO LIFE



FRANKHAM

Frankham Consultancy Group Limited
21 Perryman Road
Haywards Heath RH16 3TP
t 01444 444900 f 01444 455642
enquiries@frankham.com
www.frankham.com

Client
APOLLO EDUCATION

Project Title
Woodside
Inclusive Learning Campus

Drawing Title
General Arrangement Plan
Roof Plan
Block W

Drawn by: RKC Scale: 1:50@A1 Date: 03.06.10
Designed by: FCG Checked by: CJ Approved by: AC

File Ref.: 010000020586-AW-107 (BLOCK W) WHICH RELATES TO LOCATION PLANS AND IS 222586-AW-107 (BLOCK W) - REV E 14/04/23 14:15:50

Drawing No. 222586-AW-108 Rev. E

Architectural floor plan of a school wing, showing various rooms, corridors, and stairs. The plan includes labels for rooms, corridors, and stairs, as well as dimensions and a note about the information provided.

Rooms and Spaces:

- Music / Drama Sp WG11
- Lobby WG15
- Drama Class 02 WG16
- Corridor WG04
- Female WC WG20
- Male WC WG17
- Store WG19
- Dis' WC WG18
- Male WC Lobby
- Corridor WG04
- Plant Room WG25
- Drama Store 01 WG13
- Drama Store 02 WG12
- Practice 01 WG10
- Practice 02 WG09
- ICT Hub WG05
- Main Stair WG02
- Music Store WG07
- Music Class WG06
- Music Class 02 WG08
- Drama Class 01 WG14
- Escape Stair WG26

Dimensions:

- Top: 3150
- Bottom: 3150, 4430, 3080, 7400, 6440, 4138

Note: All hst information to be provide by Ajo and installed in accordance with Manufacture's design and instructions.


Type A
Corridors Ecophon Focus A
K40/115A


Type B
WC/Cleaner's Store Ecophon Hygiene
Performance A
K 40/120

Type C
Classrooms Ecophon Combison Duo A
K40/115B

Type D
Plasterboard finish
K10/225

Type E
Perforated Plasterboard finish
K10/225A

	<p><u>Type F</u> Pressed metal trim to under-side of suspended external walls H72/480</p>
---	--

 **Type G**
Insulated soffit-liner to external under-crofts
K10/246

ISSUED FOR
CONSTRUCTION

B	11.10.10	RKC	CJ	Apollo Issue - Final Coordination by Apollo	
A	17.08.10	RKC	CJ	General revisions	
Rev	Date	By	Chk	Comment	

BRINGING IDEAS TO LIFE



FRANKHAM

Frankham Consultancy Group Limited
21 Perrymount Road
Haywards Heath RH16 3TP
t 01444 444900 f 01444 455642
enquire@frankham.com
www.frankham.com

Client



Project Title

Woodside
Inclusive Learning Campus

Drawing Title

Reflected Ceiling Plan
Ground Floor
Block W

Drawn by:

Scale:
1:50@A1

Date:
3.06.10

Designed by:

Checked by:	CJ
-------------	----

Approved by:
AC

File Ref.: G-1200
222586

3:200000222586-WOODSIDE BLOCK WARCH 100_100_LOCATION PLANS AND GA,
222586-JW-112.DWG - REV-B-140423141557 14-04-23-14:15:58

Drawing No.

222586-AW-110

Rev.

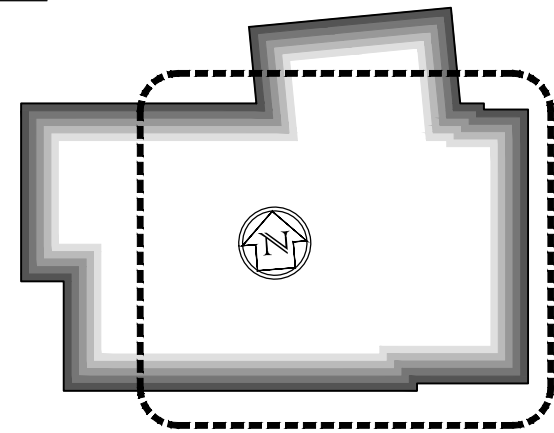
B

For continuation, refer to dwg: 222586-AW-112



NOTES: Do not scale this drawing. All dimensions to be checked on site prior to commencement or manufacture.

KEY PLAN



Suspended Ceiling Types Key

NOTE: Where nothing shown assume painted concrete soffit as M60/150A.

	Type A Corridors Ecophon Focus A K40/115A
	Type B WC/Cleaner's Store Ecophon Hygiene Performance A K40/120
	Type C Classrooms Ecophon Combison Duo A K40/115B
	Type D Plasterboard finish K10/225
	Type E Perforated Plasterboard finish K10/225A
	Type F Pressed metal trim to under-side of suspended external walls H72/480
	Type G Insulated soffit-liner to external under-crofts K10/246

ISSUED FOR
CONSTRUCTION

Rev	Date	By	Chk	Comment
B	11.10.10	RKC	CJ	Apollo Issue - Final Coordination by Apollo
A	17.08.10	RKC	CJ	Gen update



FRANKHAM

Frankham Consultancy Group Limited
21 Perryman Road
Haywards Heath, RH16 3TP
t 01444 444900 f 01444 455642
enquiries@frankham.com
www.frankham.com

Client

Project Title
Woodside
Inclusive Learning Campus

Drawing Title
Reflected Ceiling Plan
Ground Floor
Block W

Drawn by: RKC	Scale: 1:50@A1	Date: 03.06.10
Designed by: FCG	Checked by: CJ	Approved by: AC

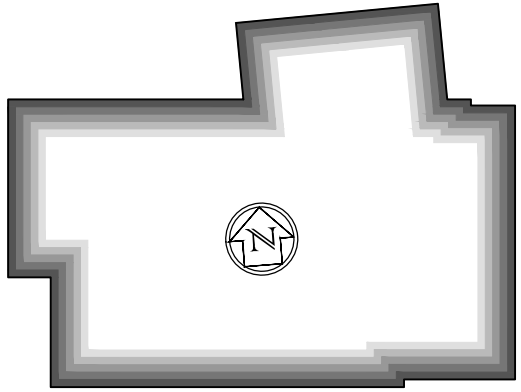
File Ref.: 010000020586-AW00020586-Block W-Reflected Ceiling Plan-A1@A1
222586-AW-111-000 - REV-B-14.04.2010-16:07

Drawing No. 222586-AW-111	Rev. B
------------------------------	-----------



NOTES: Do not scale this drawing. All dimensions to be checked on site prior to commencement or manufacture.

KEY PLAN



Floor Finishes Legend

- Denotes no new covering or no treatment or finished concrete surface
- Denotes entrance matting M50/130a
- Denotes non slip vinyl safety floor with coved skirting M50/155
- Denotes terrazzo M41/120a and 150a (staircases)
- Denotes painted screed M60/150
- Denotes carpet tiling M50/130
- Denotes linoleum finish M50/150

NOTE: Flush thresholds are required throughout campus. Allow for reduced screed or lowered slab locally to accommodate varying depths of flooring.
For floor transition details, refer to floor interface details drawing

ISSUED FOR CONSTRUCTION

Rev	Date	By	Chk	Comment
C	11.10.10	RKC	CJ	Apollo Issue - Final Coordination by Apollo
B	17.08.10	RKC	CJ	General revisions
A	03.08.10	RKC	CJ	Legend rev'd, Def rets added.

BRINGING IDEAS TO LIFE



FRANKHAM

Frankham Consultancy Group Limited
21 Perryman Road
Haywards Heath RH16 3TP
t 01444 444900 f 01444 455642
enquiries@frankham.com
www.frankham.com

Client
APOLLO EDUCATION

Project Title
Woodside
Inclusive Learning Campus

Drawing Title
Floor Finishes Plan
Ground Floor
Block W

Drawn by: RKC	Scale: NTS@A1	Date: 03.06.10
Designed by: FCG	Checked by: CJ	Approved by: AC

File Ref.: 010000020086-WOODSIDE/Block W/Floor Finishes Plan and GA 222586-AW-120-03 - REV C 14.04.23 14:16:44

Drawing No. 222586-AW-120	Rev. C
------------------------------	-----------

KEY PLAN



- NOTE: Flush thresholds are required throughout campus. Allow for reduced screed or lowered slab locally to accommodate varying depths of flooring.
For floor transition details, refer to floor interface details drawing

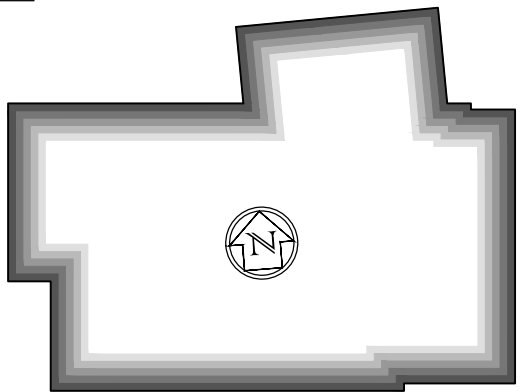
BRINGING IDEAS TO LIFE



AND GW,

Rev
C

KEY PLAN



ISSUED FOR
CONSTRUCTION

-	-	-	-	-
A	11.10.10	RKC	CJ	Apollo Issue - Final Coordination by Apollo
Rev	Date	By	Chk	Comment



FRANKHAM

Frankham Consultancy Group Limited
21 Perrymount Road
Haywards Heath RH16 3TP
t 01444 444900 f 01444 455642
enquire@frankham.com
www.frankham.com

Client



Project Title

Woodside
Inclusive Learning Campus

Drawing Title

Fixed Furniture & Equipment
Ground Floor Plan
Block W

Drawn by:

Scale:
N. T. S. @ A1

Date:
06.07.10

Designed by

Checked by:
CJ

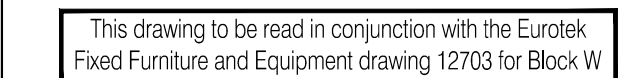
proved by
AC

File Ref.: G:\200000\222586-WOODSIDE BLOCK WARCH 100_130_LOCATION PLANS AND QA,
222586-IW-140.DWG - REV-A-140423141757 14.04.23:14:18

Drawing No.
222586-AW-140

Rev.
A

KEY PLAN



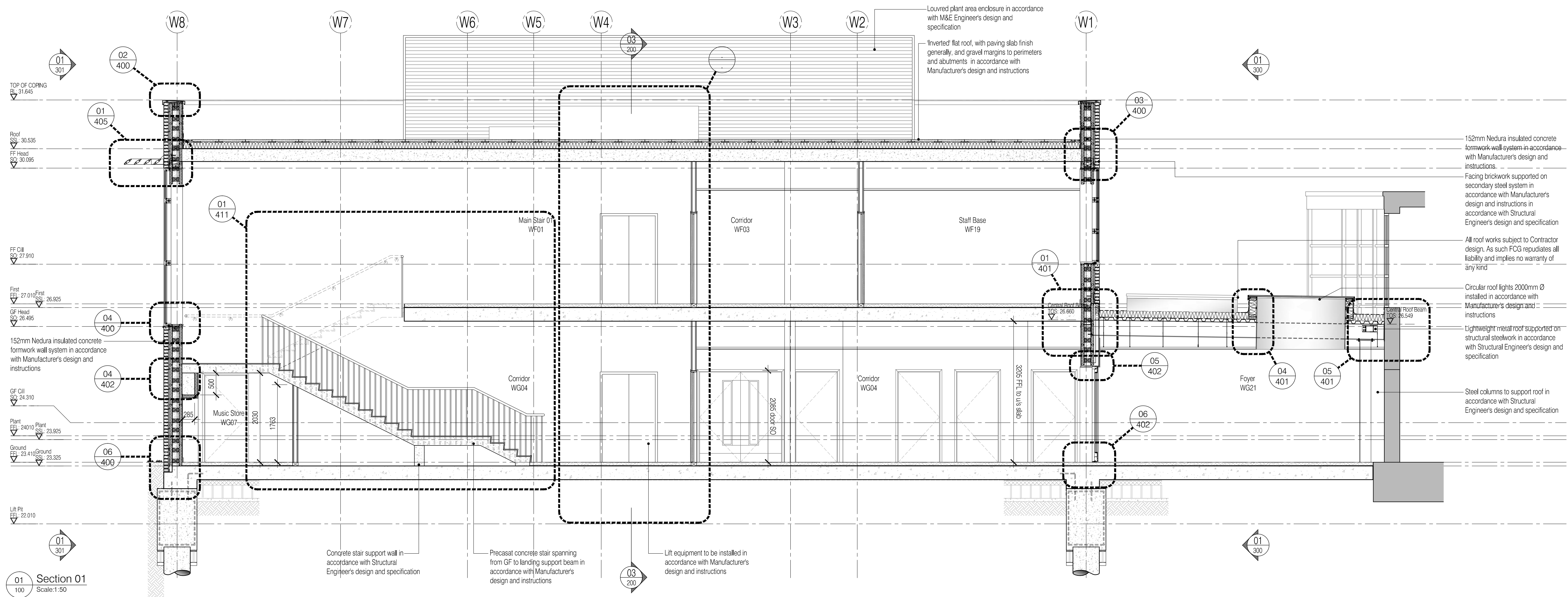
*	*	*	*	*

BRINGING IDEAS TO LIFE

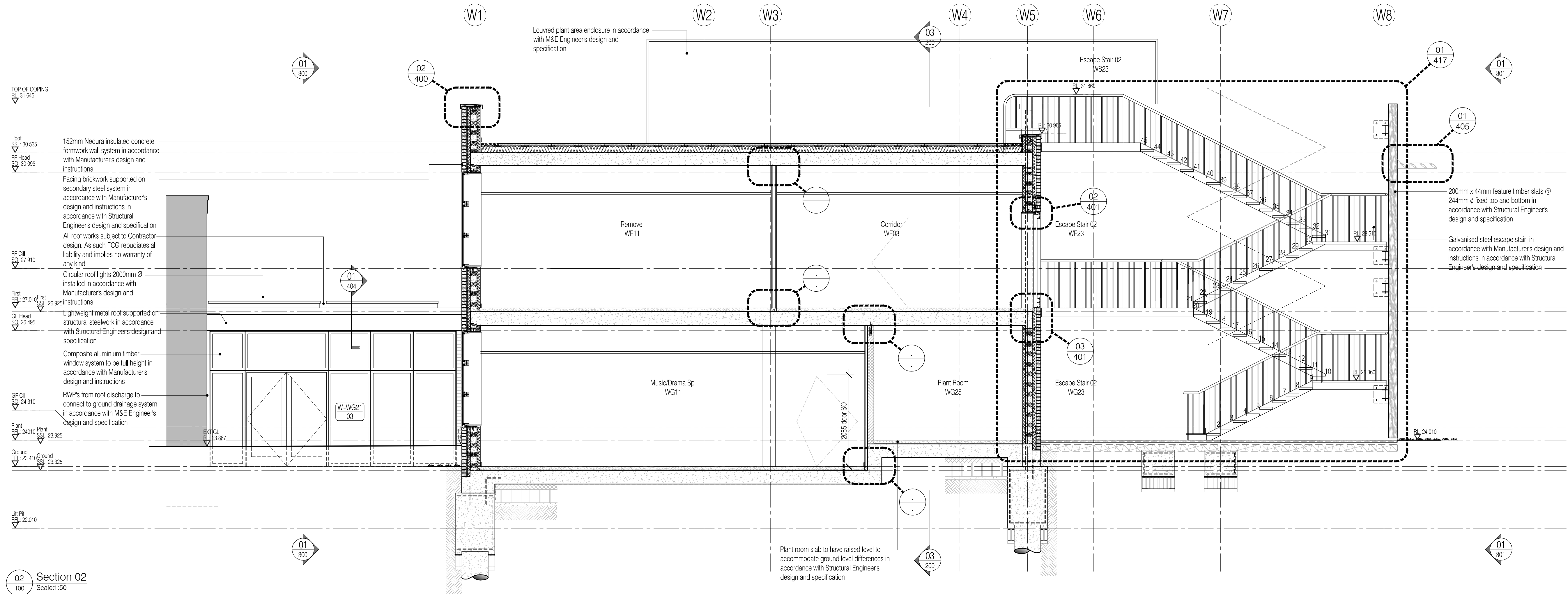
Woodside
Inclusive Learning Campus

Drawn by: RKC	Scale: N. T. S. @ A1	Date: 06.07.10
Designed by: FCG	Checked by: CJ	Approved by: AC

Drawing No. 222586-AW-141	Rev. A
------------------------------	-----------

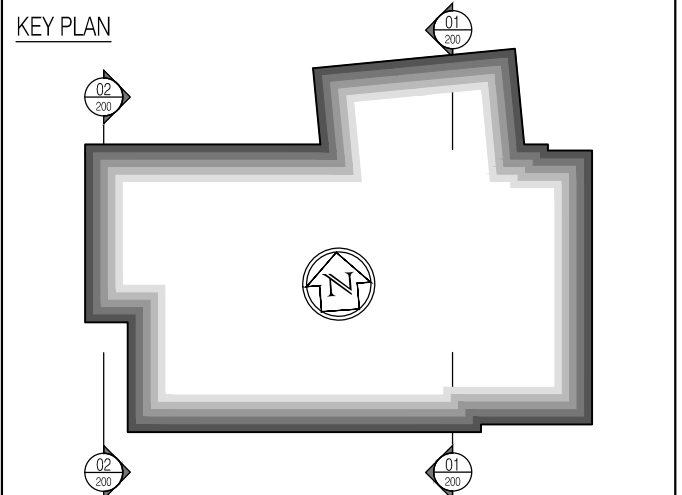


Section 01
Scale: 1:50



Section 02
Scale: 1:50

NOTES: Do not scale this drawing. All dimensions to be checked on site prior to commencement or manufacture.



152mm Nedura insulated concrete formwork wall system in accordance with Manufacturer's design and instructions.

Facing brickwork supported on secondary steel system in accordance with Manufacturer's design and instructions in accordance with Structural Engineer's design and specification.

All roof works subject to Contractor design. As such FCG repudiates all liability and implies no warranty of any kind.

Circular roof lights 2000mm Ø installed in accordance with Manufacturer's design and instructions.

Lightweight metal roof supported on structural steelwork in accordance with Structural Engineer's design and specification.

Steel columns to support roof in accordance with Structural Engineer's design and specification.

Concrete stair support wall in accordance with Structural Engineer's design and specification.

Precast concrete stair spanning from GF to landing support beam in accordance with Manufacturer's design and instructions.

Lift equipment to be installed in accordance with Manufacturer's design and instructions.

ISSUED FOR CONSTRUCTION

Rev	Date	By	Chk	Comment
D	11.10.10	RKC	CJ	Apollo Issue - Final Coordination by Apollo
C	06.09.10	RKC	CJ	General revisions
B	17.08.10	RKC	CJ	General revisions
A	02.08.10	RKC	CJ	Issued for Building Regulation Approval

BRINGING IDEAS TO LIFE

FRANKHAM

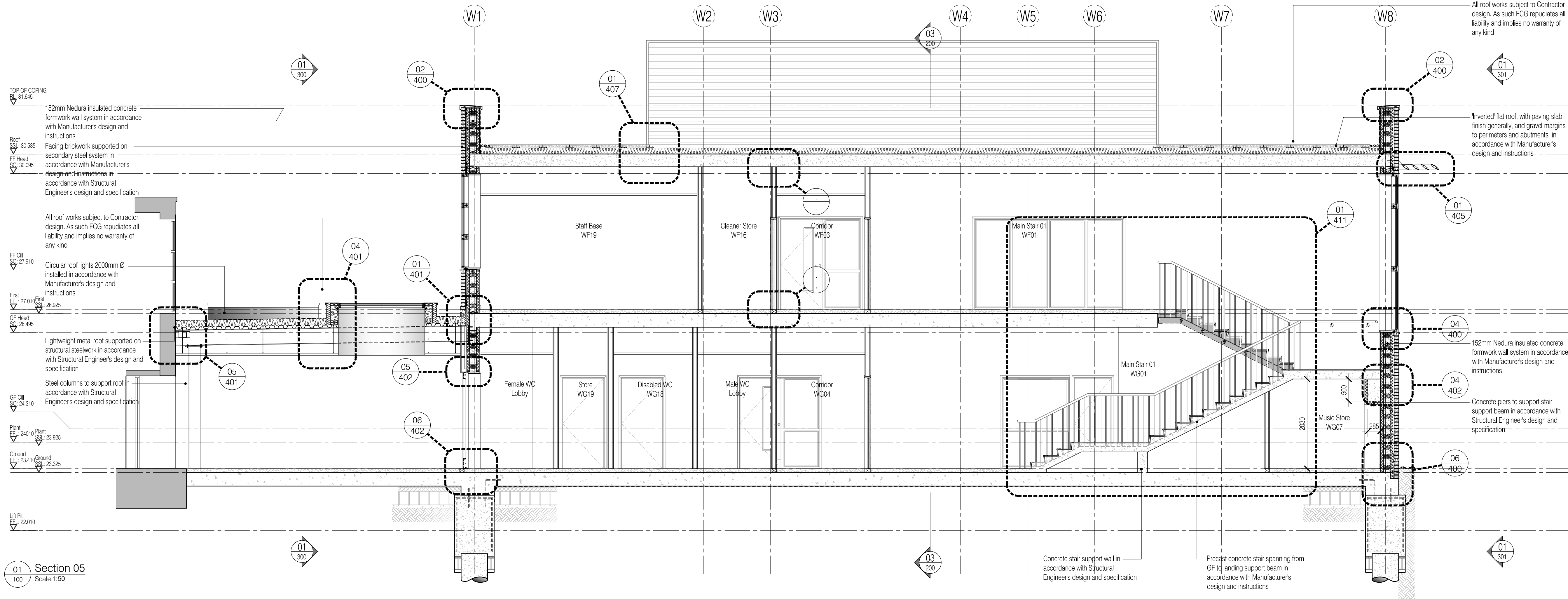
Frankham Consultancy Group Limited
21 Perryman Road
Haywards Heath RH16 3TP
t 01444 444900 f 01444 455642
enquiries@frankham.com
www.frankham.com

Client: **APOLLO EDUCATION**

Project Title: **Woodside Inclusive Learning Campus**

Drawing Title: **General Arrangement Sections 01 & 02 Block W**

Drawn by: RKC	Scale: 1:50@A1	Date: 21.06.10
Designed by: FCG	Checked by: CJ	Approved by: AC
File Ref.: 01000002586-AW-0202-02-BLOCK W-GENERAL SECTIONS		14.04.23 14:18:57
Drawing No. 222586-AW-200		Rev. D



NOTES: Do not scale this drawing. All dimensions to be checked on site prior to commencement or manufacture.

KEY PLAN

ISSUED FOR CONSTRUCTION

Rev	Date	By	Chk	Comment
D	11.10.10	RKC	CJ	Apollo Issue - Final Coordination by Apollo
C	06.09.10	RKC	CJ	General revisions
B	17.08.10	RKC	CJ	General revisions
A	02.08.10	RKC	CJ	Issued for Building Regulation Approval

BRINGING IDEAS TO LIFE

FRANKHAM

Frankham Consultancy Group Limited
21 Perrymount Road
Haywards Heath RH16 3TP
t 01444 444900 f 01444 455642
enquire@frankham.com
www.frankham.com

Client

Project Title

Woodside
Inclusive Learning Campus

Drawing Title

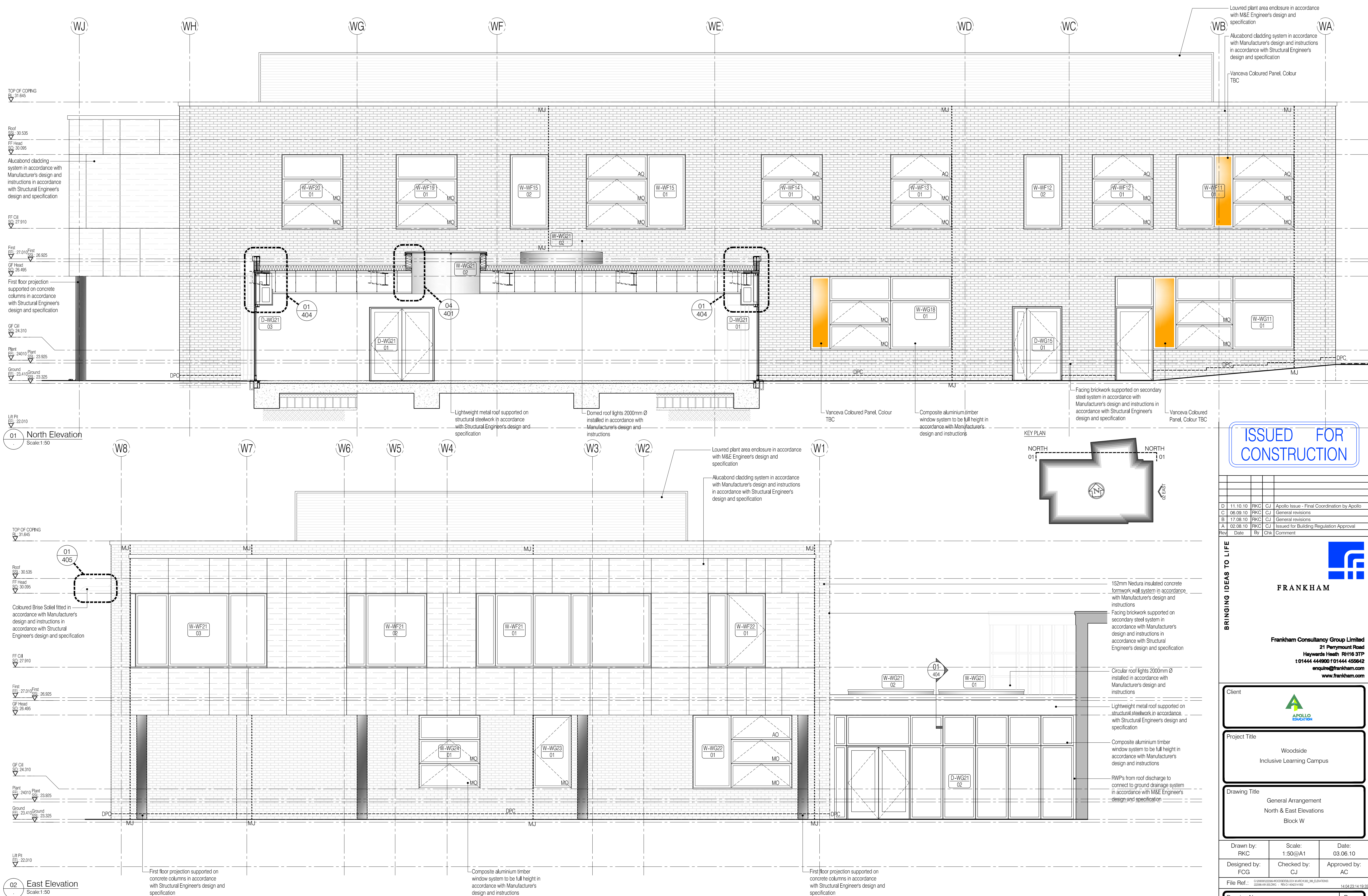
General Arrangement
Sections 05
Block W

Drawn by: RKC	Scale: 1:50@A1	Date: 21.06.10
Designed by: FCG	Checked by: CJ	Approved by: AC

File Ref.: 0100000222586-AW0202E0000-WHICHAM-202-SECTIONS
222586-AW-020202 - REV 01-140621-11E 14.04.23 14:19:24

Drawing No. 222586-AW-202	Rev. D
------------------------------	-----------

NOTES: Do not scale this drawing. All dimensions to be checked on site prior to commencement or manufacture.



ISSUED FOR CONSTRUCTION

Rev	Date	By	Chk	Comment
D	11.10.10	RKC	CJ	Apollo Issue - Final Coordination by Apollo
C	06.09.10	RKC	CJ	General revisions
B	17.08.10	RKC	CJ	General revisions
A	02.08.10	RKC	CJ	Issued for Building Regulation Approval



FRANKHAM

Frankham Consultancy Group Limited
21 Perryman Road
Haywards Heath RH16 3TP
t 01444 444900 f 01444 455642
enquiries@frankham.com
www.frankham.com

Client
APOLLO EDUCATION

Project Title
Woodside
Inclusive Learning Campus

Drawing Title
General Arrangement
North & East Elevations
Block W

Drawn by: RKC	Scale: 1:50@A1	Date: 03.06.10
Designed by: FCG	Checked by: CJ	Approved by: AC

File Ref.: 010000020586AW00020586BLOCK W NORTH & EAST ELEVATIONS
222586-AW-000205 - REV 03 - 14.04.11 19:35

Drawing No. 222586-AW-300	Rev. D
------------------------------	-----------

01 South Elevation

200mm x 44mm feature timber slats @ 244mm & fixed top and bottom in accordance with Structural Engineer's design and specification

TOP OF CORING
EL. 31.645

Roof
SS: 30.535
RF Head
SD: 30.095

Galvanised steel escape stair in accordance with Manufacturer's design and instructions in accordance with Structural Engineer's design and specification

RF Cill
SD: 27.910

D-WF03 01

First
EL: 27.010
First
EL: 26.925

GF Head
SD: 26.495

GF Cill
SD: 24.310

Plant
EL: 24.010
Plant
EL: 24.010
EL: 24.010

Ground
EL: 23.410
Ground
EL: 23.325

U/L Pt
EL: 22.010

Vanceva Coloured Panel, Colour TBC

Composite aluminium timber window system in accordance with Manufacturer's design and instructions

Vanceva Coloured Panel, Colour TBC

07 405

Vanceva Coloured Panel, Colour TBC

05 405

Loured plant area enclosure in accordance with M&E Engineer's design and specification

Alucabond cladding system in accordance with Manufacturer's design and instructions in accordance with Structural Engineer's design and specification

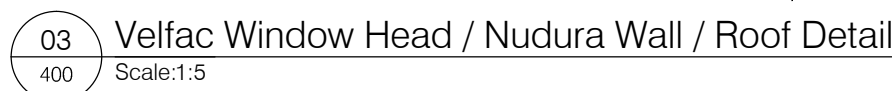
First floor projection supported on concrete columns in accordance with Structural Engineer's design and specification

DPC

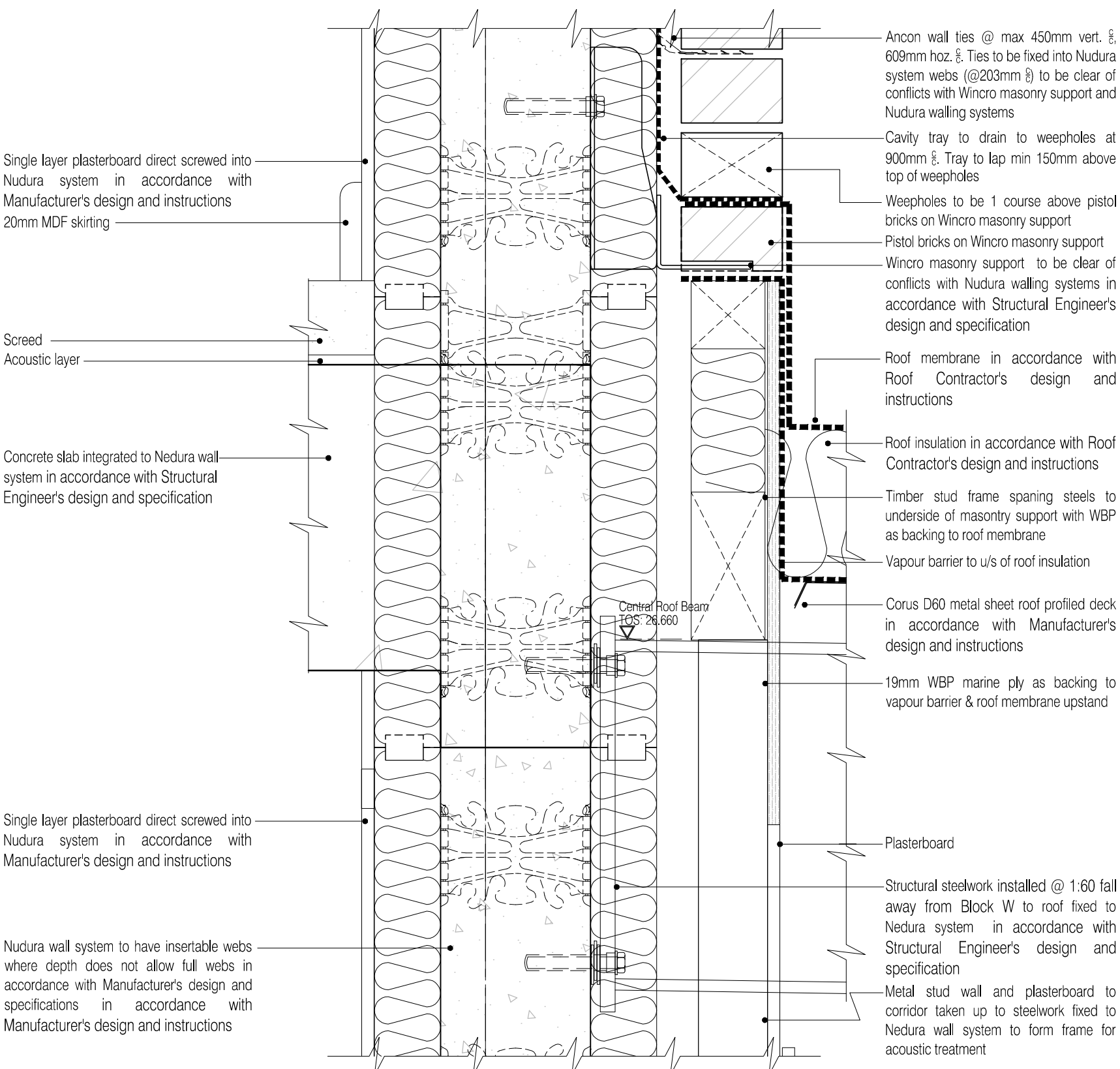
Composite aluminium timber window door system to be full height in accordance with Manufacturer's design and instructions

NOTES: Do not scale this drawing. All dimensions to be checked on site prior to commencement or manufacture.

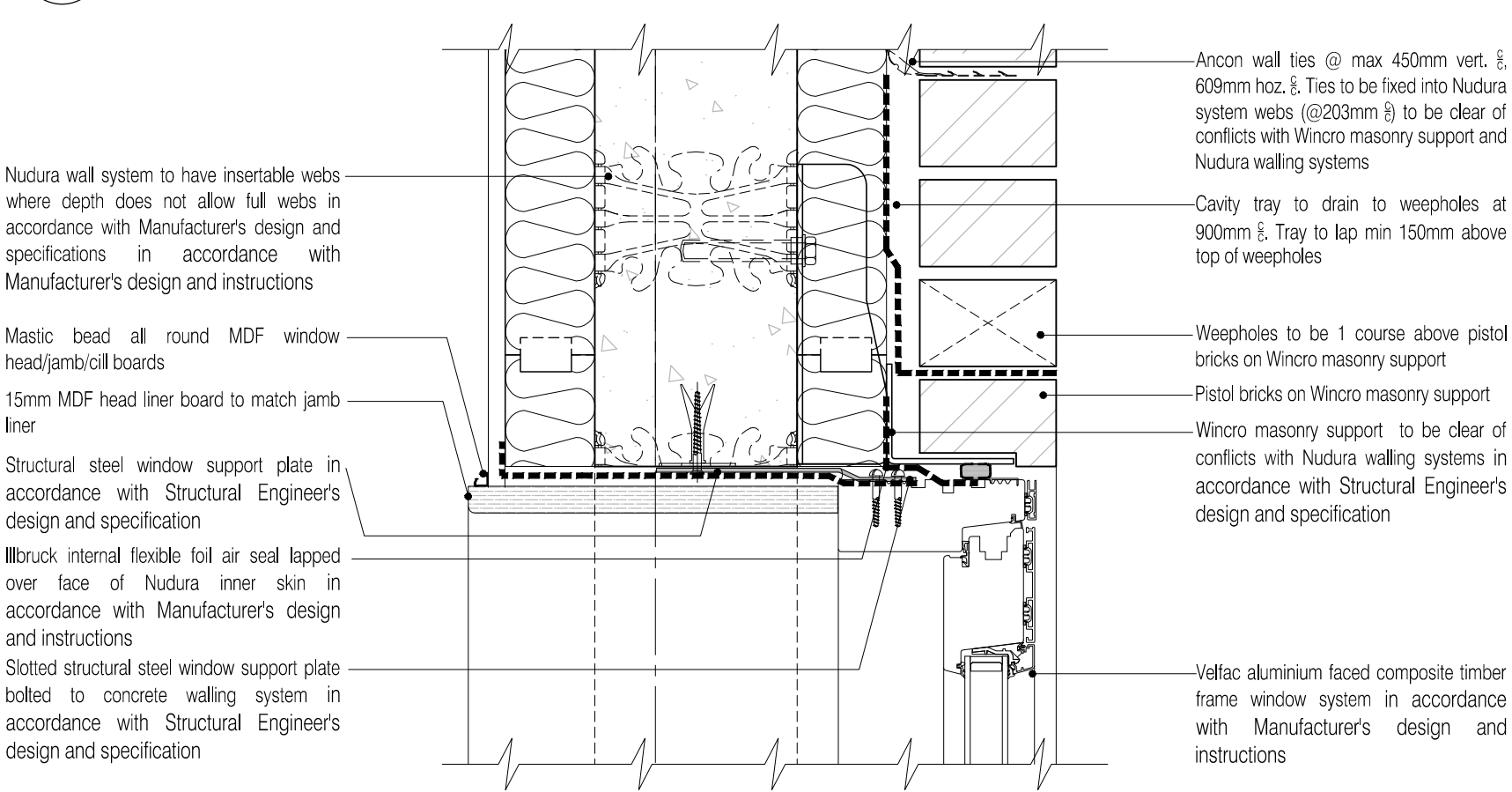
[illegible]



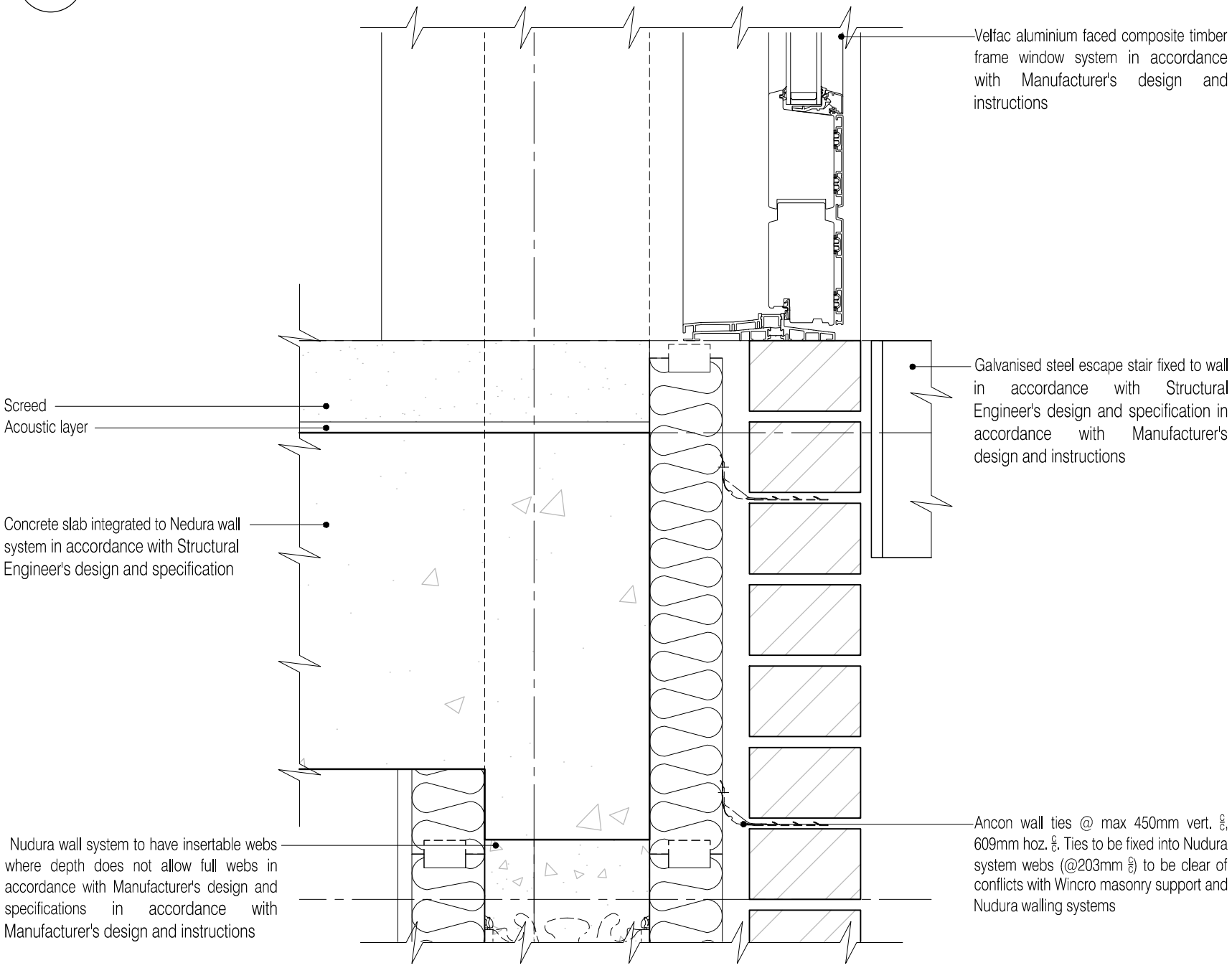
1	2	3	4	5	6	7	8	9	10	11	12	13	14	15	16	17	18	19	20	21	22	23	24	25	26	27	28	29	30	31	32	33	34	35	36	37	38	39	40	41	42	43	44	45	46	47	48	49	50	51	52	53	54	55	56	57	58	59	60	61	62	63	64	65	66	67	68	69	70	71	72	73	74	75	76	77	78	79	80	81	82	83	84	85	86	87	88	89	90	91	92	93	94	95	96	97	98	99	100
---	---	---	---	---	---	---	---	---	----	----	----	----	----	----	----	----	----	----	----	----	----	----	----	----	----	----	----	----	----	----	----	----	----	----	----	----	----	----	----	----	----	----	----	----	----	----	----	----	----	----	----	----	----	----	----	----	----	----	----	----	----	----	----	----	----	----	----	----	----	----	----	----	----	----	----	----	----	----	----	----	----	----	----	----	----	----	----	----	----	----	----	----	----	----	----	----	----	----	-----



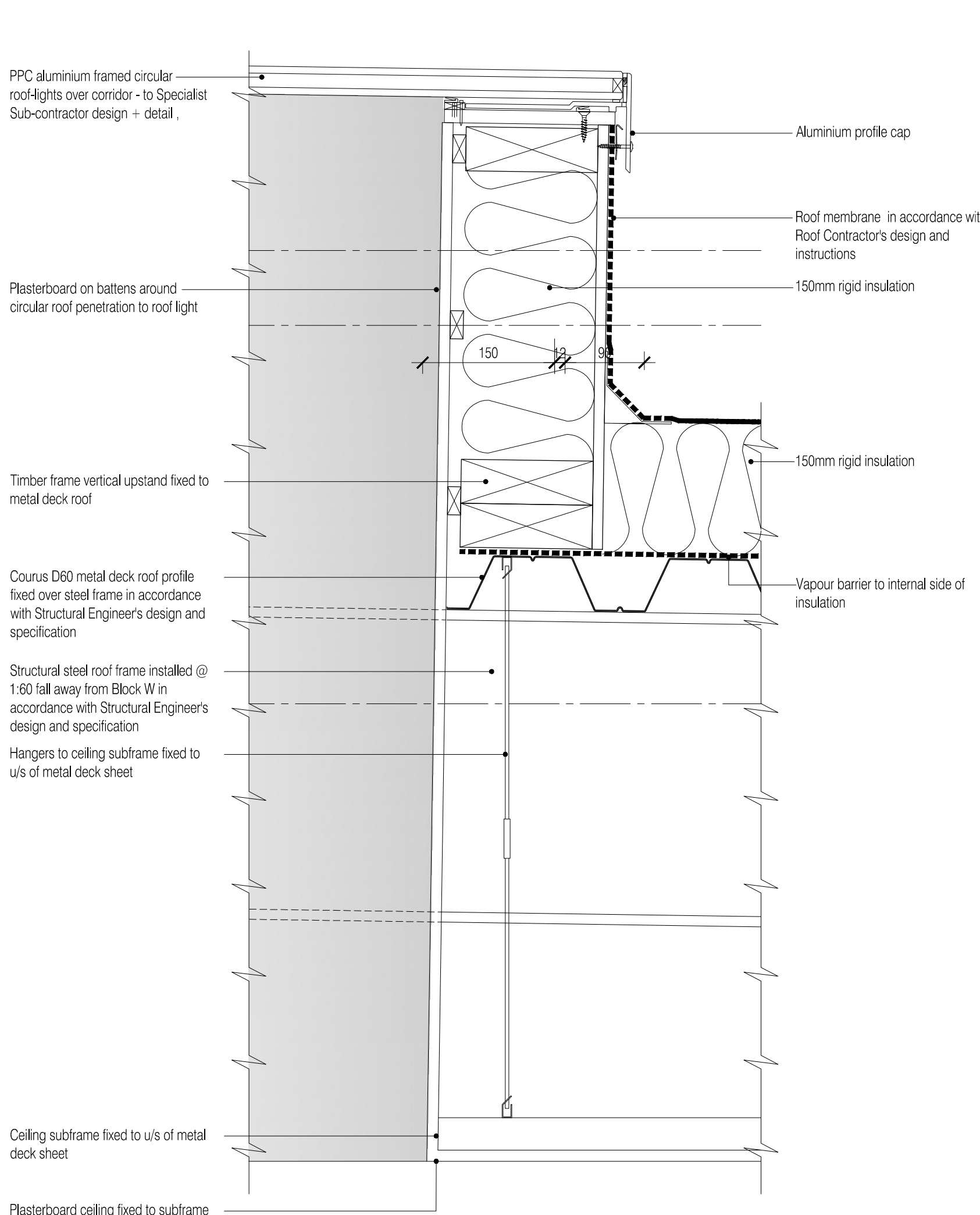
01 External Slab / Wall Abutment Detail
Scale:1:5



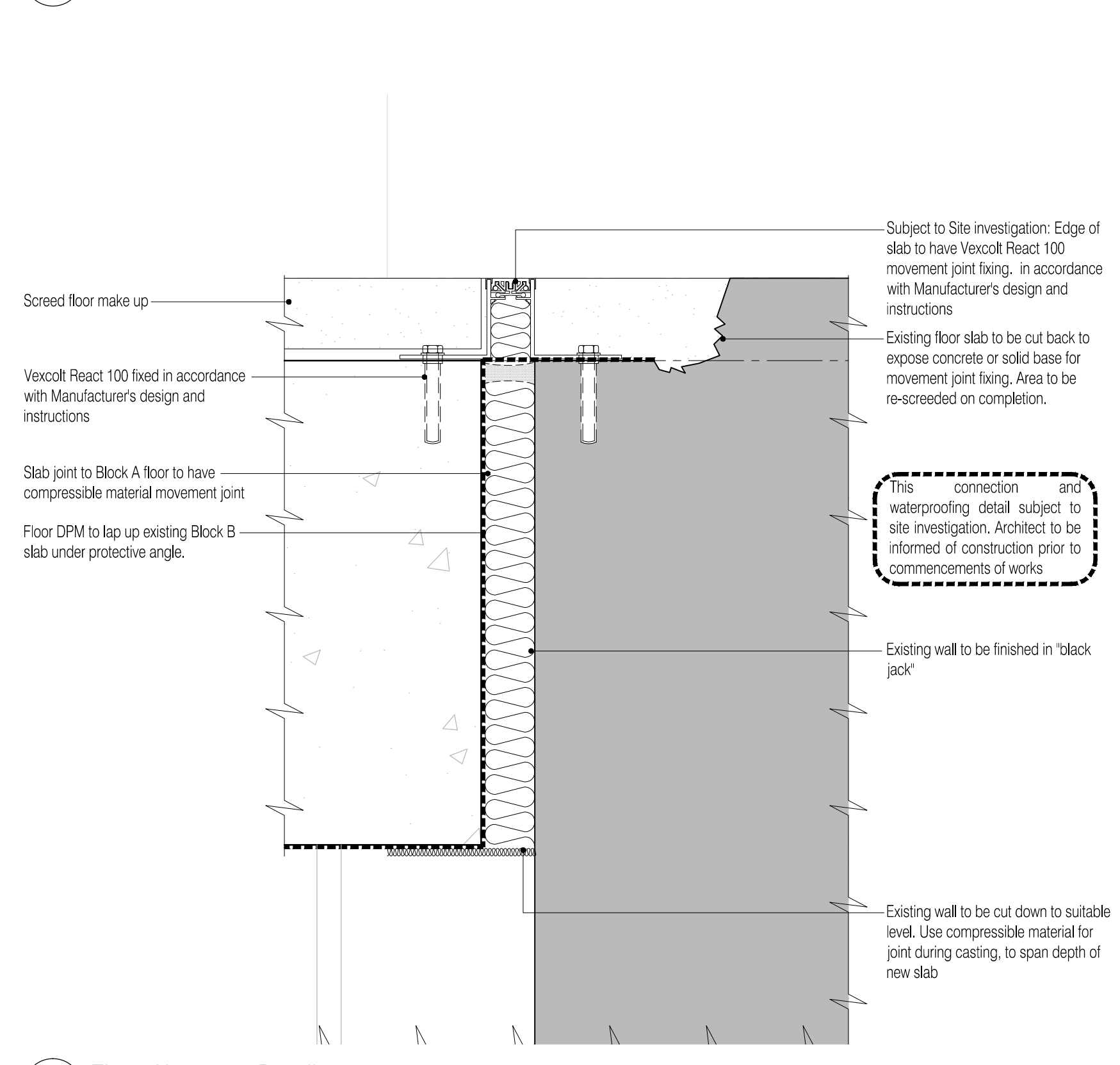
02 External Door Head detail
Scale:1:5



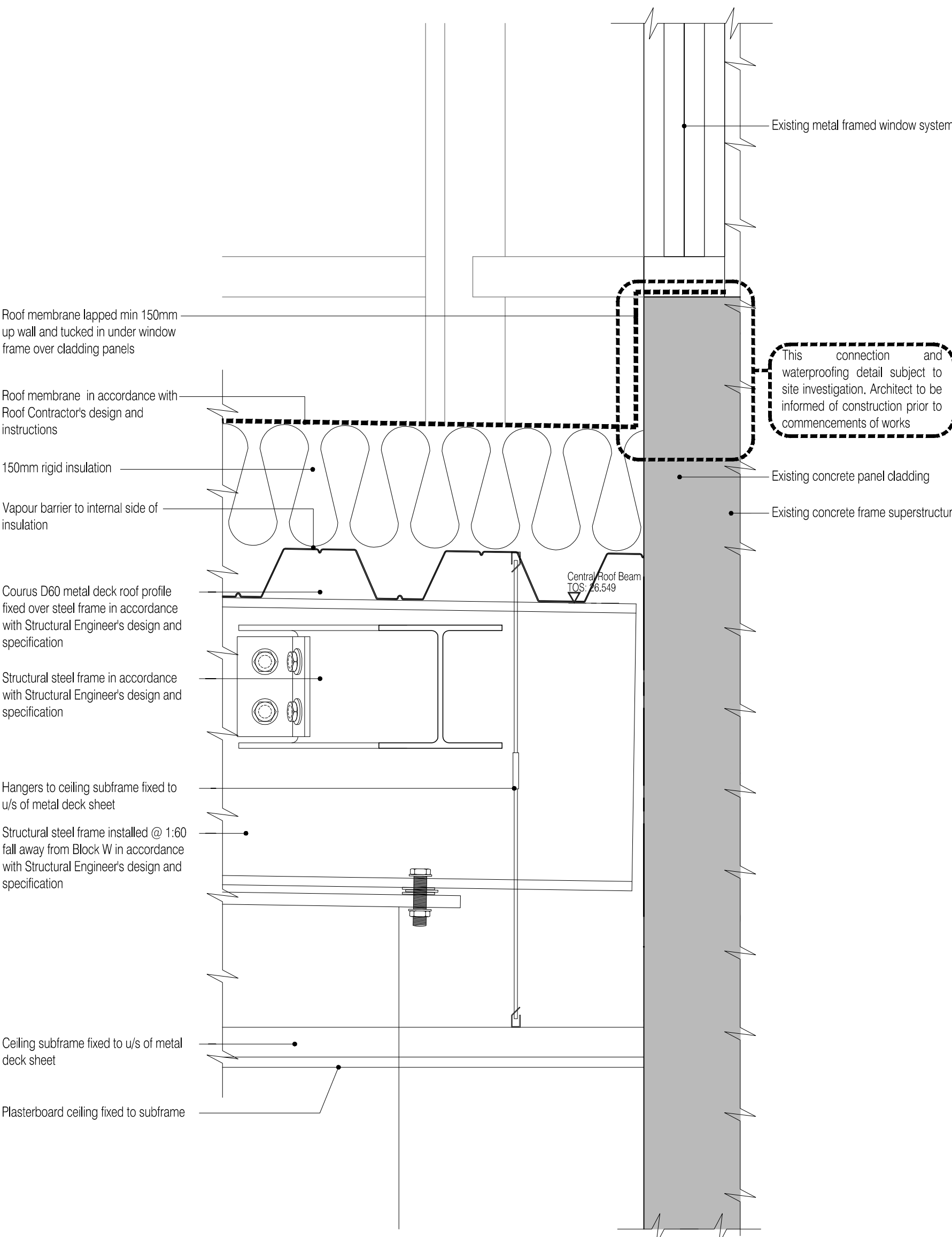
03 External Door Threshold Detail
Scale:1:5



04 Metal Roof / Roof Light Kerb Detail
Scale:1:5

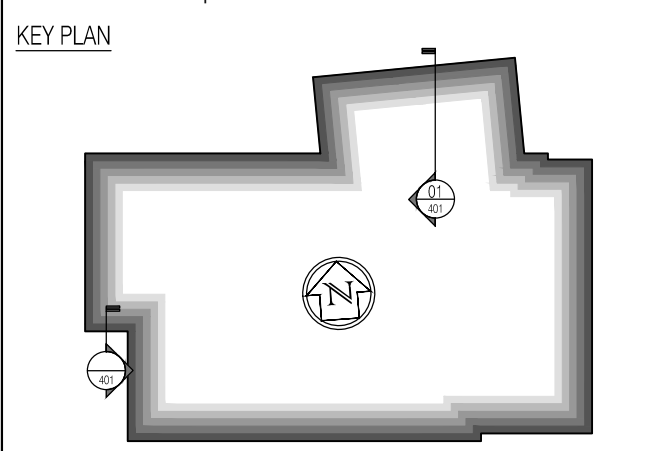


06 Floor Abutment Detail
Scale:1:5



05 External Slab / Wall Abutment Detail
Scale:1:5

NOTES: Do not scale this drawing. All dimensions to be checked on site prior to commencement or manufacture.



ISSUED FOR CONSTRUCTION

Rev	Date	By	Chk	Comment
C	11.10.10	RKC	CJ	Apollo Issue - Final Coordination by Apollo
B	06.09.10	RKC	CJ	General revisions
A	17.08.10	RKC	CJ	General revisions

BRINGING IDEAS TO LIFE

FRANKHAM

Frankham Consultancy Group Limited
21 Perrymount Road
Haywards Heath RH16 3TP
t 01444 444800 f 01444 455642
enquiries@frankham.com
www.frankham.com

Client

APOLLO EDUCATION

Project Title

Woodside
Inclusive Learning Campus

Drawing Title

General Arrangement
Details
Block W

Drawn by: RKC	Scale: 1:5@A1	Date: 21.06.10
Designed by: FCG	Checked by: CJ	Approved by: AC

File Ref.: G:\0000\222586-AW\00000000\BLOCK W\GENERAL_DETAIL_SCH000101 222586-AW-A1-DWG - REV C-140421-0201	14.04.23 14.20.23
---	-------------------

Drawing No. 222586-AW-401	Rev. C
------------------------------	-----------

All roof works: insulation, membranes, falls, etc. subject to Contractor design. As such FCG repudiates all liability and implies no warranty of any kind.



ISSUED FOR
CONSTRUCTION

BRINGING IDEAS TO LIFE



FRANKHAM

Frankham Consultancy Group Limited
21 Perrymount Road
Haywards Heath RH16 3TP
t 01444 444900 f 01444 455642
enquire@frankham.com
www.frankham.com

Client



Project Title

Woodside
Inclusive Learning Campus

Drawing Title

Sectional Details

Block W

Drawn by:

Scale:

Date:

Designed by:

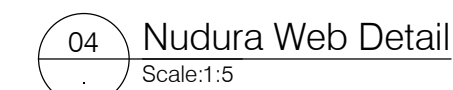
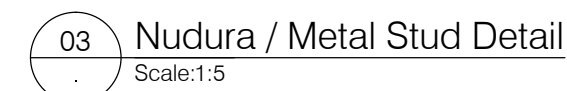
Checked by:

proved by:


File Ref.: G:\200000\222586-WOODSIDE BLOCK WARCH-400_400_DETAIL_SCHEMATICS\222586-WW400.DWG - REV-C-140423\14063 11:04:00 11:00:50

Drawing No.
222586-AW-402

Rev.
C



KEY PLAN



Drawing Approved By:		
Project Manager	John Hill
Design Co-ordinator	John Lindsay
NUDURA Agent	Jean-Marc Bouvier

ISSUED FOR
CONSTRUCTION


-	-	-	-	-
B	11.10.10	RKC	CJ	Apollo Issue - Final Coordination by Apollo
A	17.08.10	RKC	CJ	General revisions
Rev	Date	By	Chk	Comment

BRINGING IDEAS TO LIFE

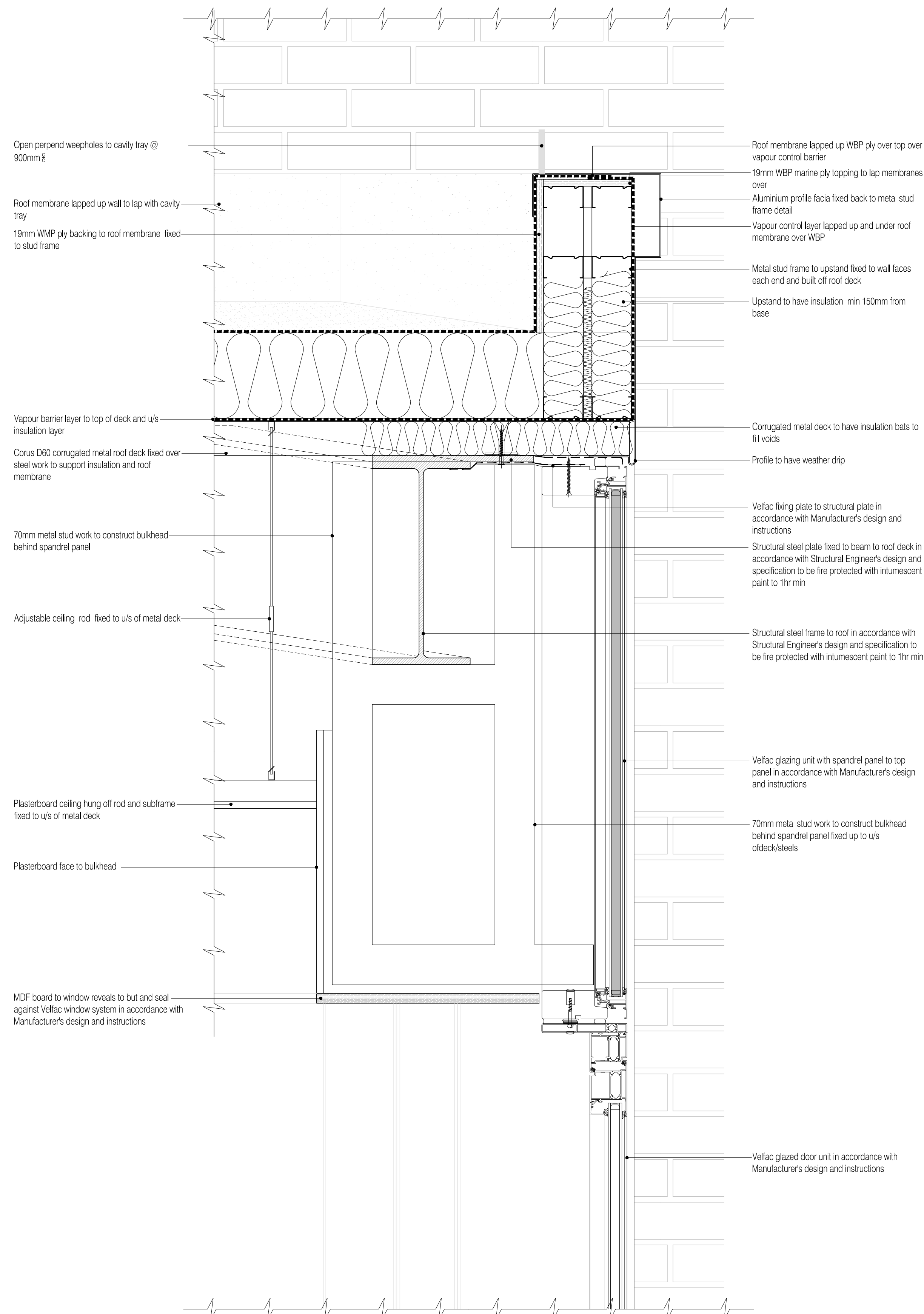
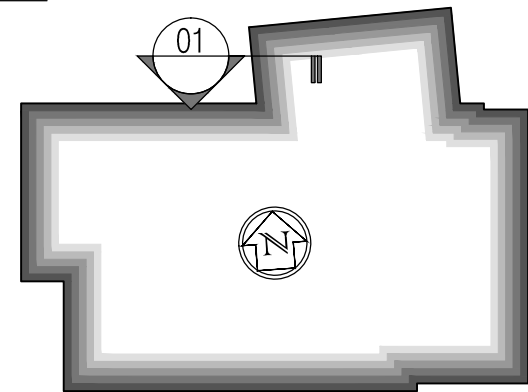


FRANKHAM

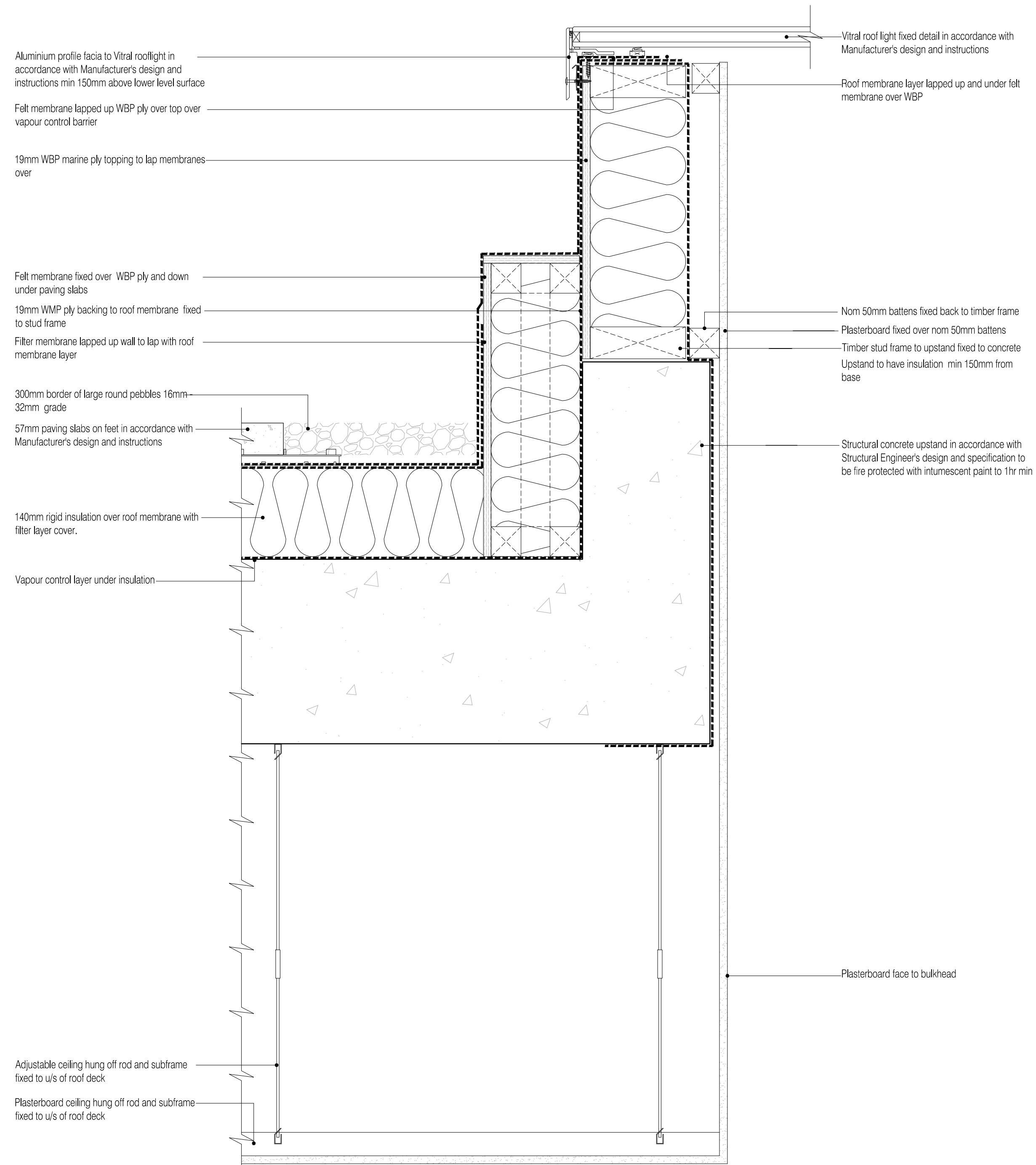
Frankham Consultancy Group Limited
21 Perry Mount Road
Haywards Heath RH16 3TP
t 01444 444900 f 01444 455642
enquire@frankham.com
www.frankham.com

Client		
		
Project Title		
Woodside Inclusive Learning Campus		
Drawing Title		
Nudura ICF External Walling System Standard Interface Details - Reference Set Jamb Details Block W		
Drawn by: RKC	Scale: 1:5@A1	Date: 11.05.10
Designed by: FCG	Checked by: JAS	Approved by: AC
File Ref.: C:\00000\202586-ICF0002\BLOC\AW-ICF-AW_402_AW_DETAL_SCH4MATIC.dwg 202586-AW-402_2RD - REV B (14-02-14)		
14/01/23 14:14		
Drawing No. 222586-AW-403	Rev. B	

KEY PLAN



01 Link Corridor Edge Upstand Detail
Scale:1:5



02 Roof Light Upstand Detail
Scale: 1:5


A	11.10.10	RKC	CJ	Apollo Issue - Final Coordination by Apollo
Rev	Date	By	Chk	Comment

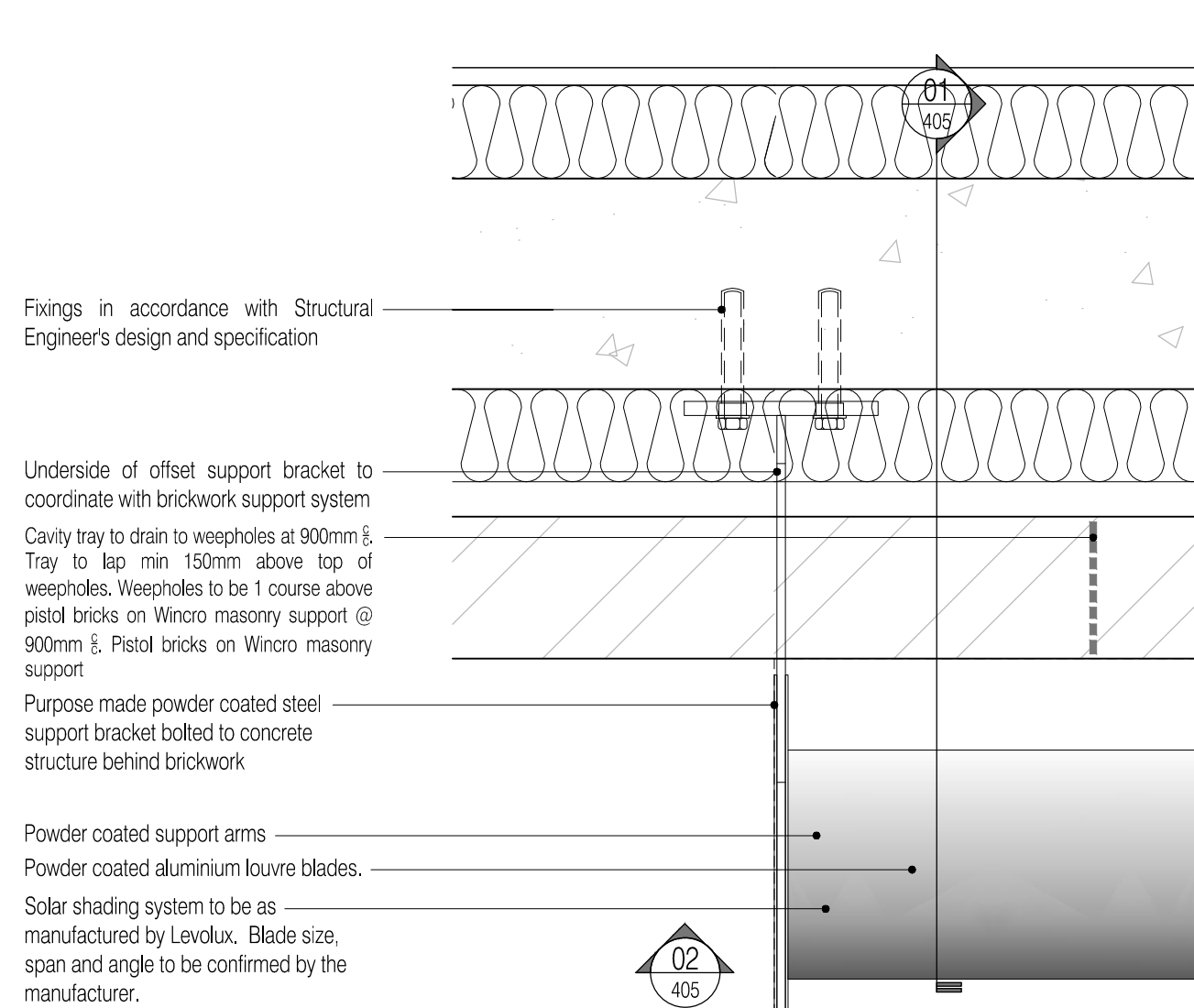
BRINGING IDEAS TO LIFE



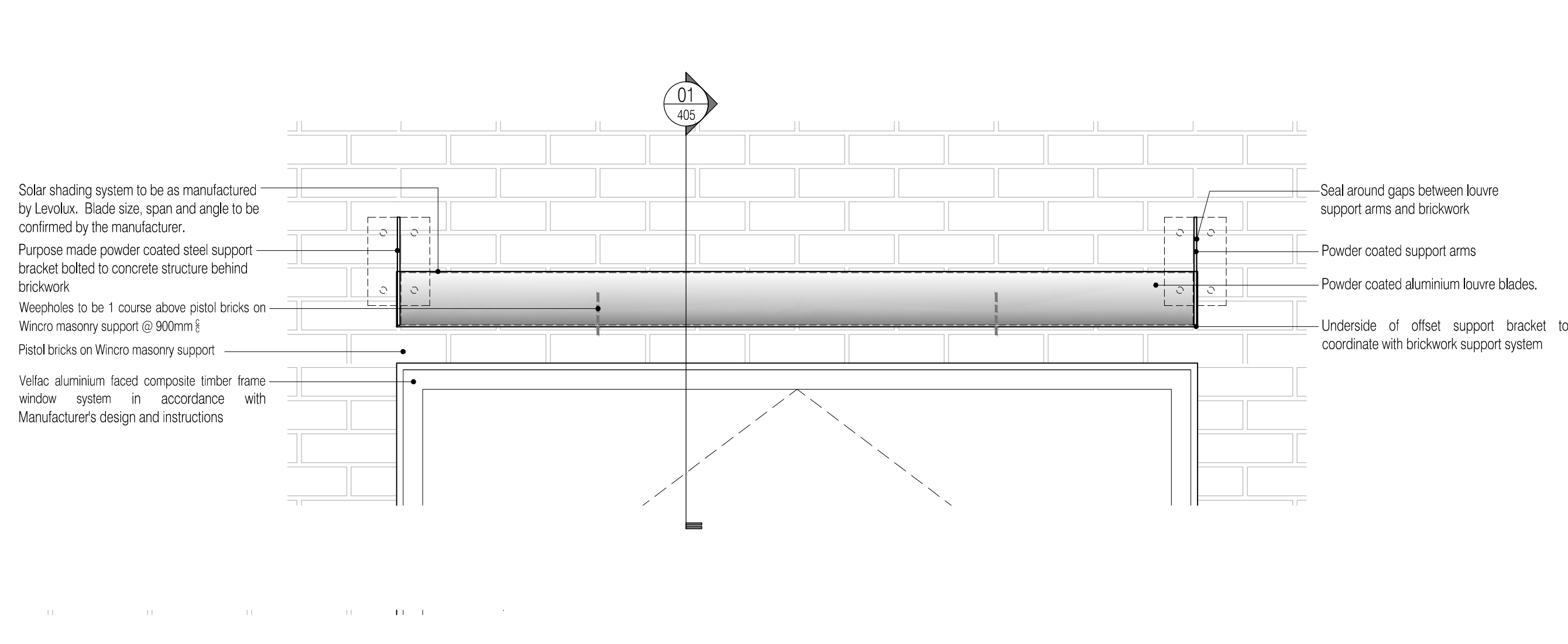
FRANKHAM

Frankham Consultancy Group Limited
21 Perrymount Road
Haywards Heath RH16 3TP
t 01444 444900 f 01444 455642
enquire@frankham.com
www.frankham.com

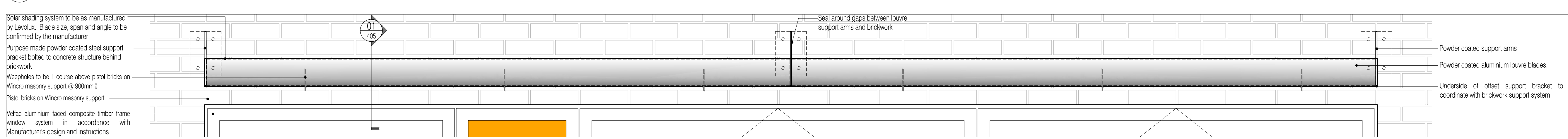
Client			
			
Project Title			
Woodside Inclusive Learning Campus			
Drawing Title			
Roof Details Block W			
Drawn by: RKC	Scale: 1:50/A1	Date: 07.09.10	
Designed by: FCG	Checked by: CJ	Approved by: AC	
File Ref.: G:\00000\00006-ROOFDETAILS\BLOCK W\ARCH\A1.dwg, A1\DWG\A1_070910.DWG 222586-AW-A1XDRG - REVA-140212(1211)			14.01.23-14.02.20
Drawing No. 222586-AW-404			Rev. A



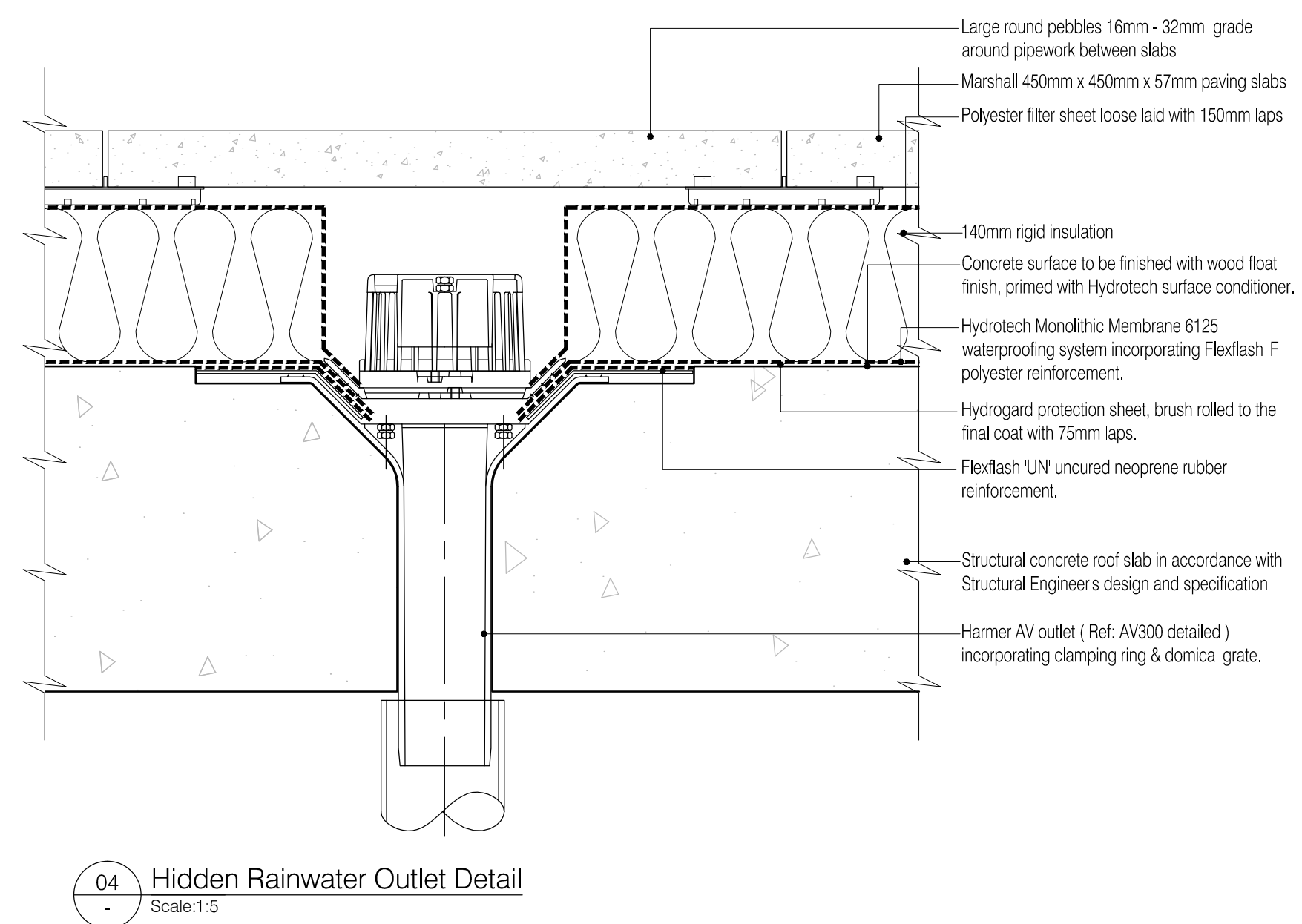
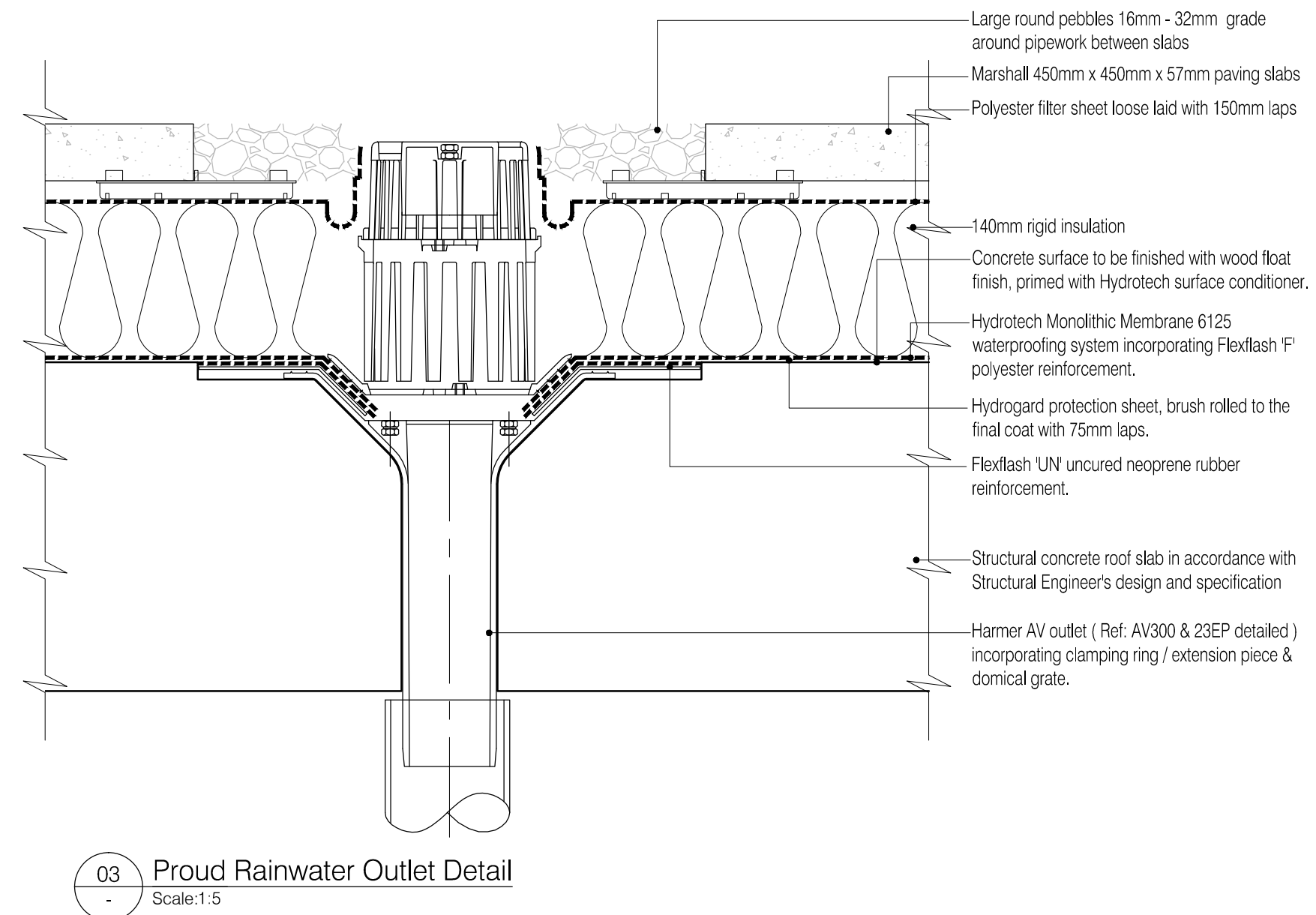
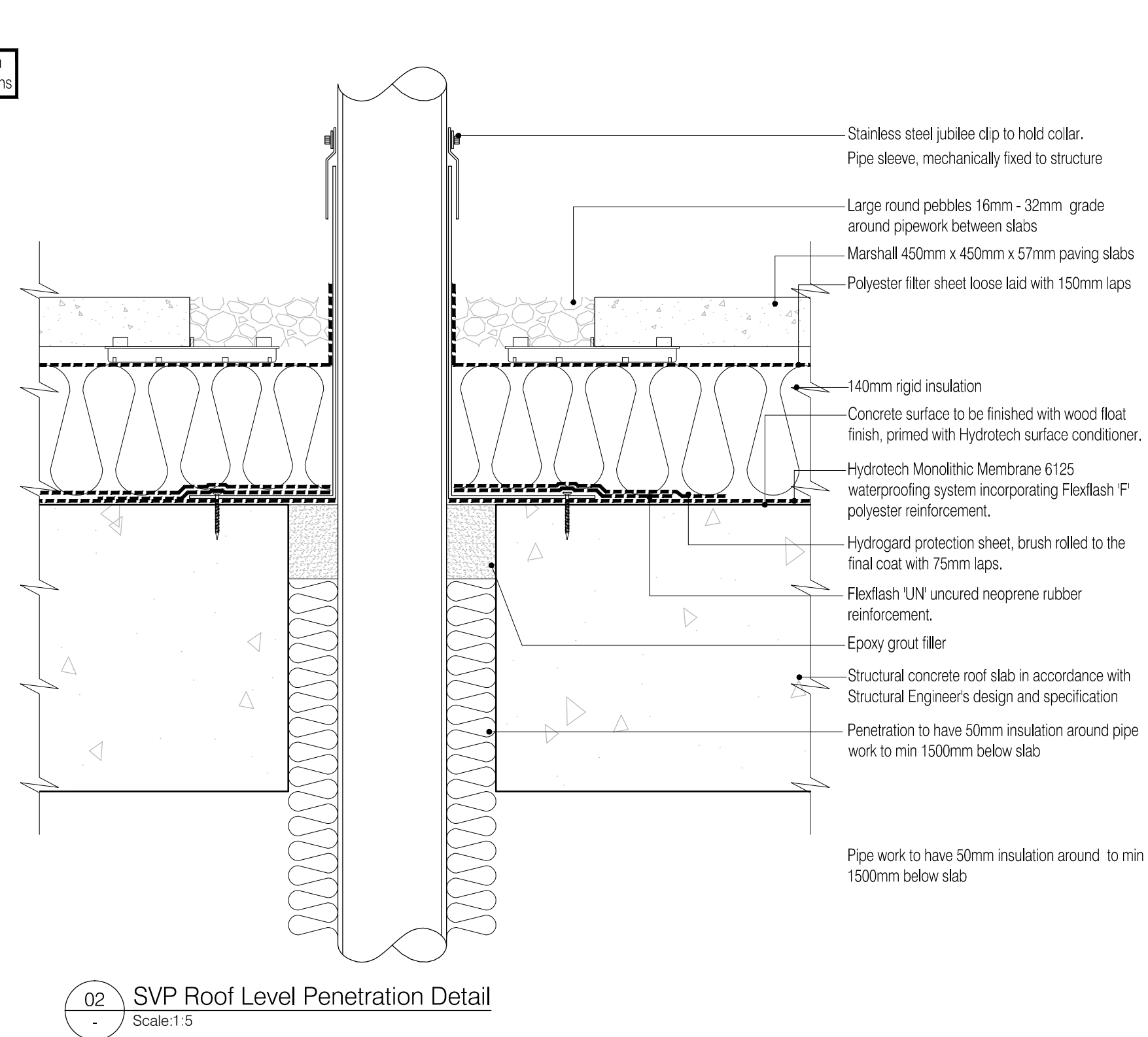
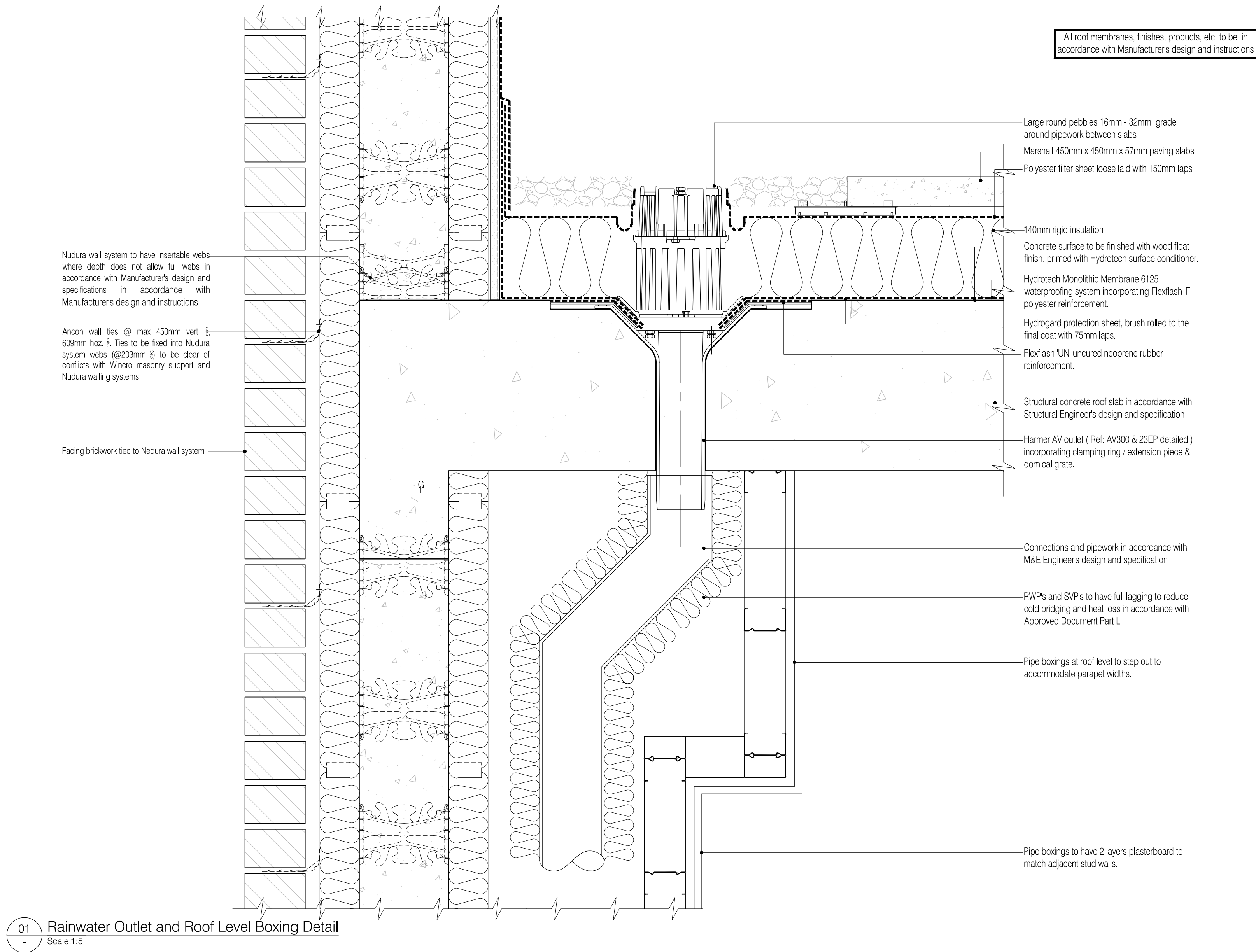
03 Brise Soleil Fixing Plan Detail
Scale:1:5



05 Short Brise Soleil Elevation (over windows: W-WF01-01)
Scale:1:10




Drawing No. 222586-AW-405	Rev. A
------------------------------	-----------



NOTES: Do not scale this drawing. All dimensions to be checked on site prior to commencement or manufacture.

KEY PLAN



ISSUED FOR CONSTRUCTION

BRINGING IDEAS TO LIFE



FRANKHAM

Frankham Consultancy Group Limited
21 Perrymount Road
Haywards Heath RH16 3TP
t 01444 444900 f 01444 455642
enquiries@frankham.com
www.frankham.com

Client



Project Title

Woodside
Inclusive Learning Campus

Drawing Title

Rainwater Outlet Details
Block W

Drawn by:

RKC

Scale:

1:5@A1

Date:

07.09.10

Designed by:

FCG

Checked by:

CJ

Approved by:

AC

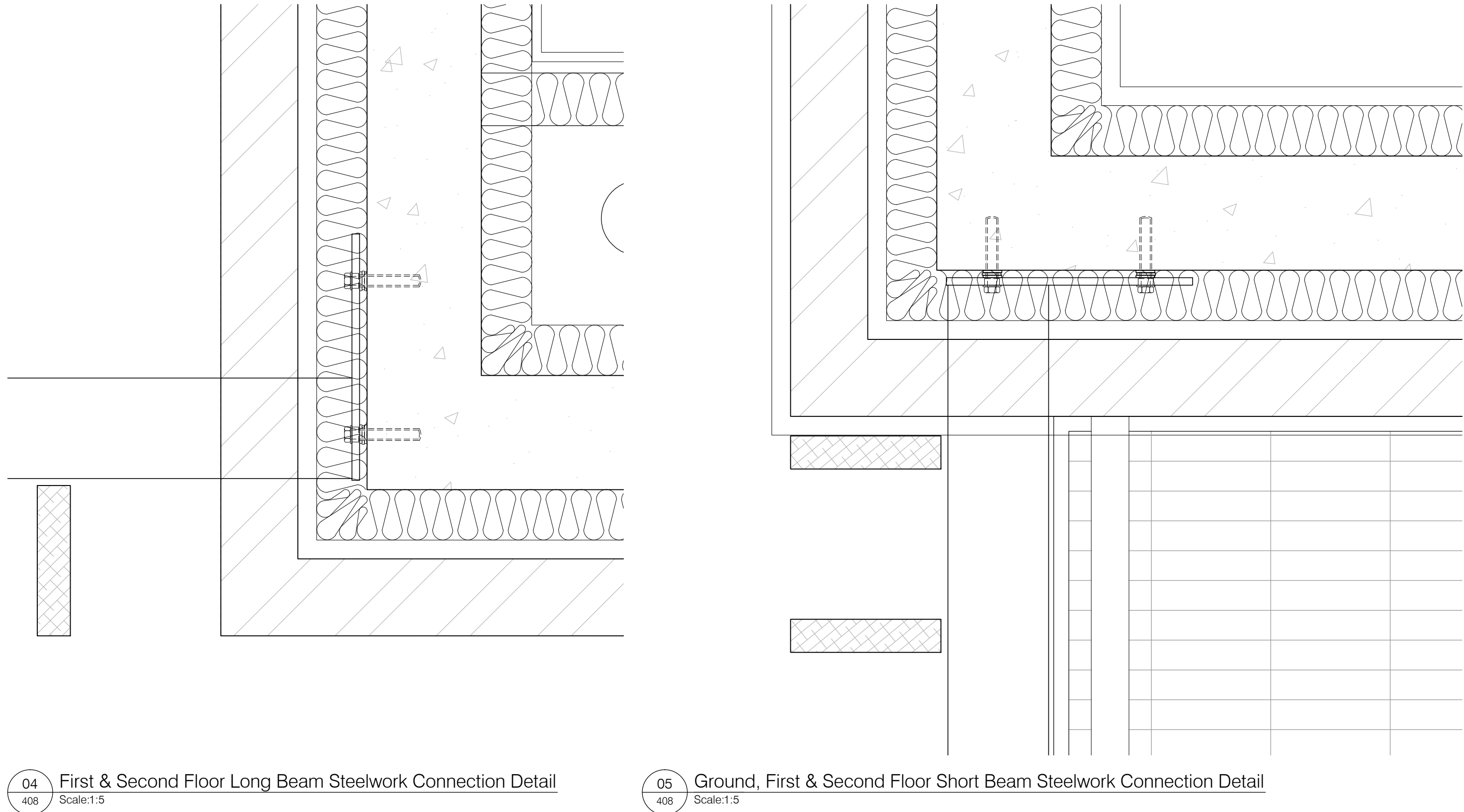
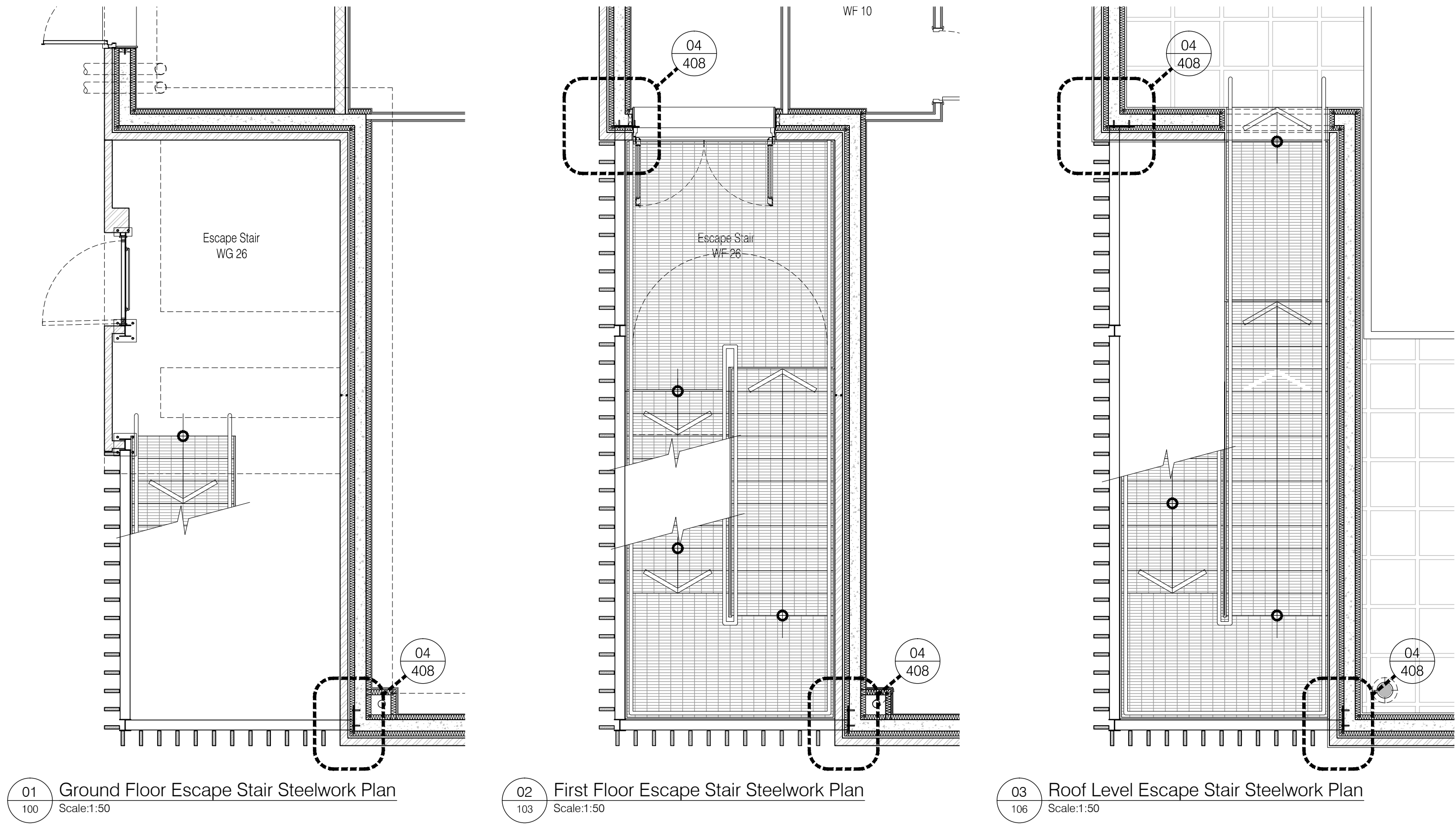
File Ref.: 010000020206-4000020206-BLOCK W-RH16-3TP-DETAIL_SCH000001
202006-01-04-0000 - REV A 14/04/2021 14:22:32

Drawing No.

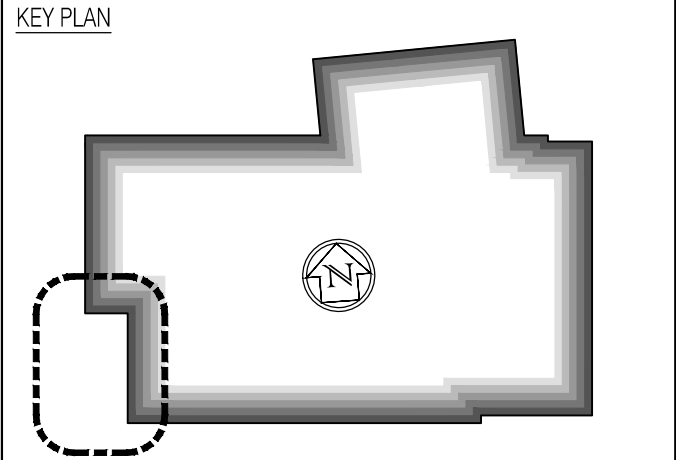
222586-AW-406

Rev.

A



NOTES: Do not scale this drawing. All dimensions to be checked on site prior to commencement or manufacture.




ISSUED FOR CONSTRUCTION

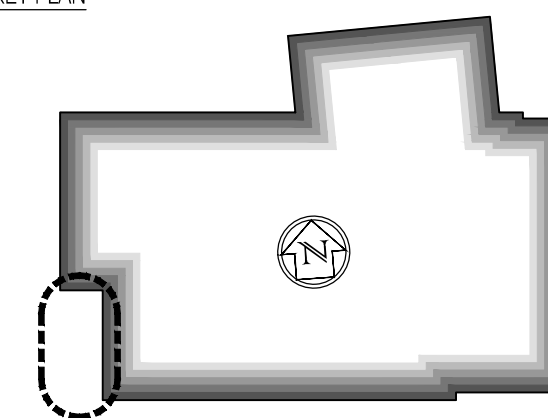
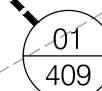
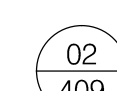
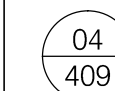
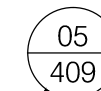
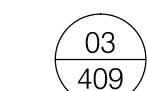
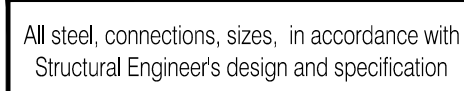
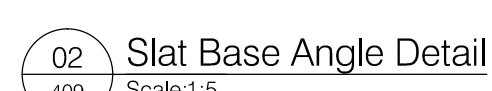
Rev	Date	By	Chk	Comment
01	19.11.10	RKC	CJ	Drawing redundant & superceded

BRINGING IDEAS TO LIFE

FRANKHAM

Frankham Consultancy Group Limited
21 Pennymount Road
Haywards Heath RH16 3TP
t 01444 444900 f 01444 455642
enquiries@frankham.com
www.frankham.com

Client			
Project Title			
Woodside Inclusive Learning Campus			
Drawing Title			
Escape Stair Support Steelwork Block W			
Drawn by: RKC	Scale: 1:50, 1:5@A1	Date: 27.08.10	
Designed by: FCG	Checked by: -	Approved by: -	
File Ref.: G:\2008\0222586-AW\0222586-FCG\BLOK W\AW-01\AW-01_SCH-01.dwg 222586-AW-408-010 - REV 01 - 14/04/23			14/04/23 14:22:53
Drawing No. 222586-AW-408		Rev. 01	



ISSUED FOR
CONSTRUCTION

01	19.11.10	RKC	CJ	Drawing redundant & superceded
Rev	Date	By	Chk	Comment



FRANKHAM

Frankham Consultancy Group Limited
21 Perrymount Road
Haywards Heath RH16 3TP
t 01444 444900 f 01444 455642
enquire@frankham.com
www.frankham.com

Client



Project Title

Woodside
Inclusive Learning Campus

Drawing Title

Frameless Stair
Timber Slats Support Steel
Details

Drawn by:

Scale:

Date: _____

Designed by

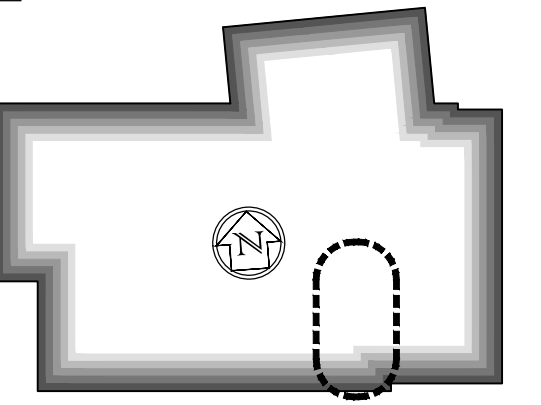
Checked by _____

Approved by _____

File Ref.: Q:\200005\222586-WOODSIDE\BLOCK WARCH 400_499_DETAIL_SCHEMATICS\222586-JW 400.DWG - REV-D-140423142301 11/04/2014 14:00:14

Drawing No.
222586-AW-409

Rev.
01



ISSUED FOR
CONSTRUCTION

D	11.10.10	RKC	CJ	Apollo Issue - Final Coordination by Apollo	
C	06.09.10	RKC	CJ	General revisions	
B	17.08.10	RKC	CJ	General revisions	
A	02.08.10	RKC	CJ	Issued for Building Regulation Approval	
Rev	Date	By	Chk	Comment	

BRINGING IDEAS TO LIFE



FRANKHAM

Frankham Consultancy Group Limited
21 Perrymount Road
Haywards Heath RH16 3TP
t 01444 444900 f 01444 455642
enquire@frankham.com
www.frankham.com

Client



Project Title

Woodside
Inclusive Learning Campus

Drawing Title

etailed Plans
Main Stair
Block W

Drawn by: RKC	Scale: 1:20@A1	Date: 07.07.10
Designed by: FCG	Checked by: CJ	Approved by: AC

File Ref.: G:\200000\222586-WOODSIDE BLOCK WARCH 400_499_DETAIL_SCHEMATICS,
222586-JW-4\1\DWG - REV-D-140423142315 14/04/23:14:23:16

Drawing No. 222586-AW-410	Rev. D
------------------------------	-----------

[illegible]

ISSUED FOR
CONSTRUCTION

D	11.10.10	RKC	CJ	Apollo Issue - Final Coordination by Apollo
C	06.09.10	RKC	CJ	General revisions
B	17.08.10	RKC	CJ	General revisions
A	02.08.10	RKC	CJ	Issued for Building Regulation Approval
Rev	Date	By	Chk	Comment



FRANKHAM

Frankham Consultancy Group Limited
21 Perrymount Road
Haywards Heath RH16 3TP
t 01444 444900 f 01444 455642
enquire@frankham.com
www.frankham.com

Client



Project Title

Woodside
Inclusive Learning Campus

Drawing Title

Detailed Section
Main Stair
Block W

Drawn by:

Scale: 1:20@A1	Date: 07.07.10
-------------------	-------------------

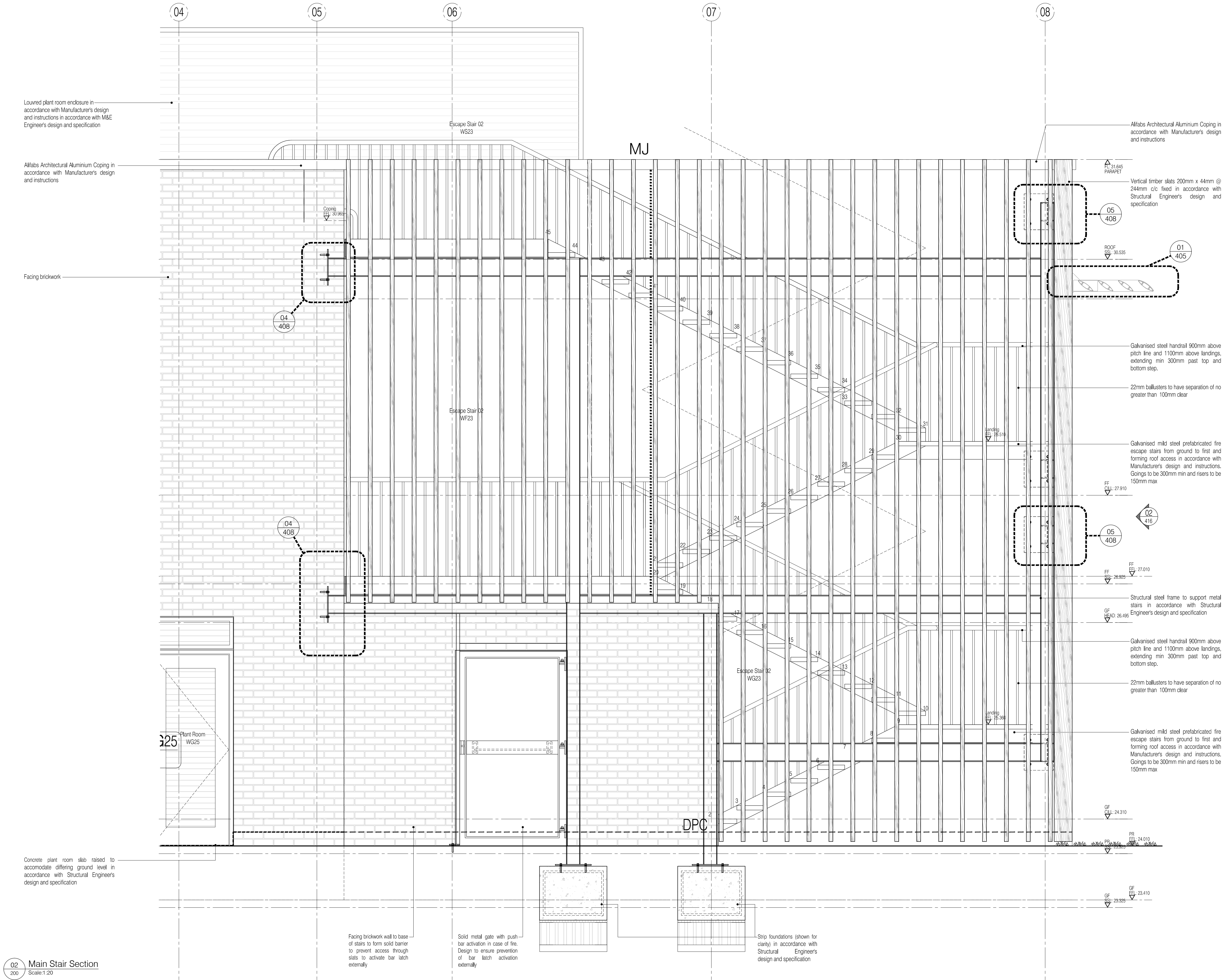
Designed by

Checked by: CJ	Approved by: AC
-------------------	--------------------

File Ref.: G:\200005\222586-WOODSIDE BLOCK WARCH 400_499_DETAIL_SCHEMATICS\222586-JW-411.DWG - REV-D-140423\42336 11/01/2014 11:00


Drawing No.
222586-AW-411

Rev.
D



NOTES: Do not scale this drawing. All dimensions to be checked on site prior to commencement or manufacture.

KEY PLAN



ISSUED FOR
CONSTRUCTION

Rev	Date	By	Chk	Comment
C	11.10.10	RKC	CJ	Apollo Issue - Final Coordination by Apollo
B	06.09.10	RKC	CJ	General revisions
A	17.08.10	RKC	CJ	General revisions

BRINGING IDEAS TO LIFE



FRANKHAM

Frankham Consultancy Group Limited
21 Perryman Road
Haywards Heath RH16 3TP
t 01444 444900 f 01444 455642
enquiries@frankham.com
www.frankham.com

Client
APOLLO
EDUCATION

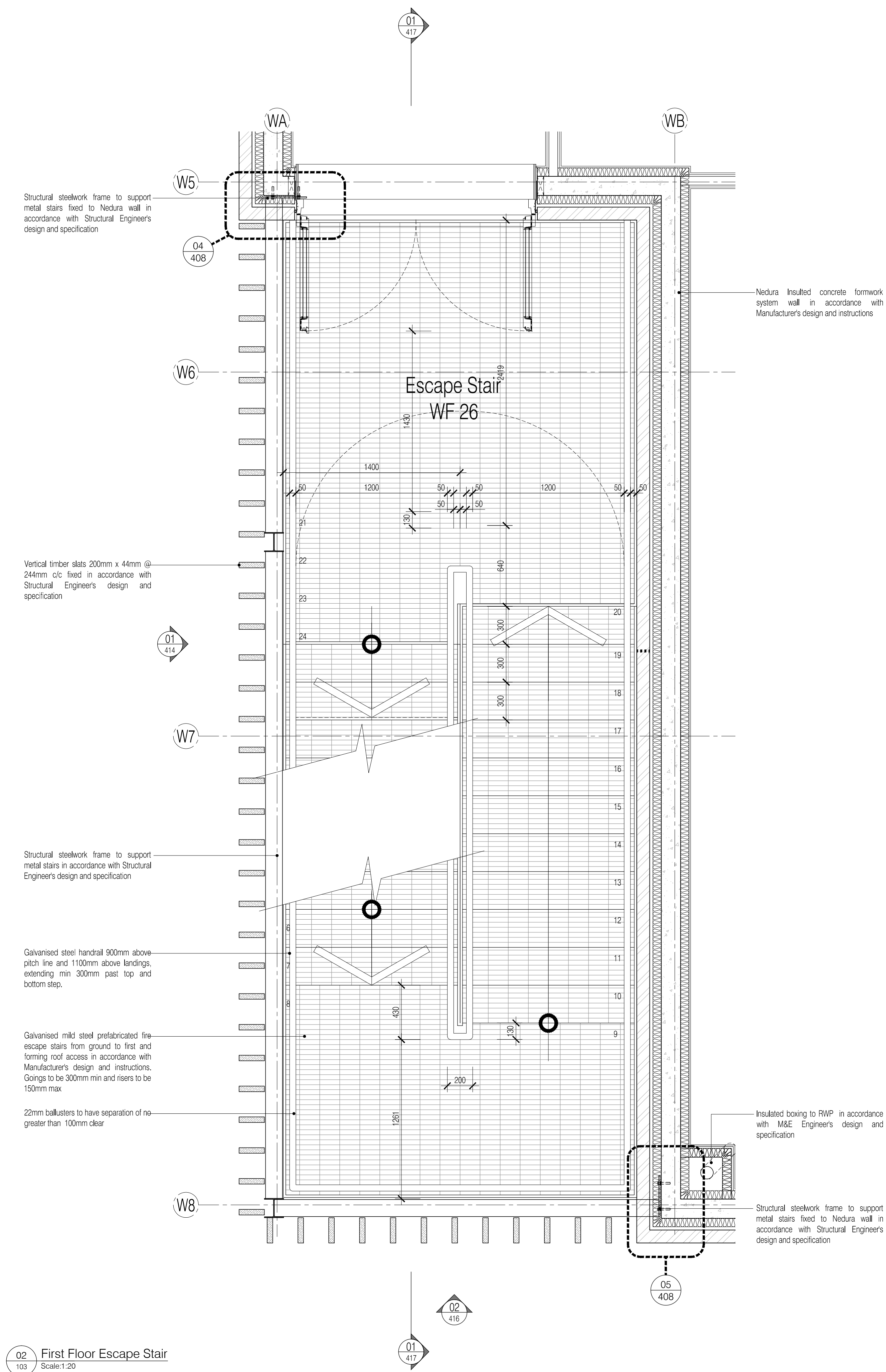
Project Title
Woodside
Inclusive Learning Campus

Drawing Title
Detailed Elevation
Escape Stair
Block W

Drawn by: RKC	Scale: 1:20@A1	Date: 07.07.10
Designed by: FCG	Checked by: CJ	Approved by: AC

File Ref.: 01000002586-AW-414-DWG-REV-C-14.04.23 14.04.23 14.04.23

Drawing No. 222586-AW-414	Rev. C
------------------------------	-----------



ISSUED FOR
CONSTRUCTION

D	11.10.10	RKC	CJ	Apollo Issue - Final Coordination by Apollo
C	06.09.10	RKC	CJ	General revisions
B	17.08.10	RKC	CJ	General revisions
A	02.08.10	RKC	CJ	Issued for Building Regulation Approval
Rev	Date	By	Chk	Comment

BRINGING IDEAS TO LIFE



FRANKHAM

Frankham Consultancy Group Limited
21 Perrymount Road
Haywards Heath RH16 3TP
t 01444 444900 f 01444 455642
enquire@frankham.com
www.frankham.com

Client



Project Title

Woodside
Inclusive Learning Campus

Drawing Title

Detailed Plans
Escape Stair
Ground and First Floors
Block W

Drawn by:

RKC

Designed by

Date:

07.07.1

proved

File Ref.: G:\200000\222586-WOODSIDE BLOCK WARCH 400_499_DETAIL_SCHEMATICS\222586-WW415.DWG - REV-D-140423\43408 11/21/2014 11:02

Drawing No.
222586-AW-415

Rev
D



ISSUED FOR
CONSTRUCTION

BRINGING IDEAS TO LIFE



FRANKHAM

Frankham Consultancy Group Limited
21 Perrymount Road
Haywards Heath RH16 3TP
t 01444 449900 f 01444 455642
enquire@frankham.com
www.frankham.com

BRINGING IDEAS TO LIFE



Frankham Consultancy Group Limited
21 Perrymount Road
Haywards Heath RH16 3TP
t 01444 444900 f 01444 455642
enquire@frankham.com
www.frankham.com

Client



Project Title

Woodside
Inclusive Learning Campus

Drawing Title

Detailed Roof Plan and South Elevation
Escape Stair
Block W

Drawn by:

Scale:
1:20@A1

Date:
7.07.10

File Ref.: G:\200000\222586-WOODSIDE BLOCK WARCH 400_490_DETAIL_SCHEMATICS\222586-WW415.DWG - REV-D-140423143421 11/01/2014 11:01 AM

Drawing No.
222586-AW-416

Rev.
D



A diagram of a building footprint, which is an irregular polygon. A north arrow is located inside the footprint, pointing towards the top. Below the footprint, there is a bearing indicator consisting of a circle with a horizontal line and an arrow pointing to the left, labeled with the number 415.

ISSUED FOR
CONSTRUCTION

D	11.10.10	RKC	CJ	Apollo Issue - Final Coordination by Apollo
C	06.09.10	RKC	CJ	General revisions
B	17.08.10	RKC	CJ	General revisions
A	02.08.10	RKC	CJ	Issued for Building Regulation Approval
Rev	Date	By	Chk	Comment

BRINGING IDEAS TO LIFE



FRANKHAM

Frankham Consultancy Group Limited
21 Perrymount Road
Haywards Heath RH16 3TP
t 01444 444900 f 01444 455642
enquire@frankham.com
www.frankham.com

Client



Project Title

Woodside
Inclusive Learning Campus

Drawing Title

Detailed Section
Escape Stair
Block W

Drawn by:
RKC

Scale:
1:20@A1

Designed by:
FCG

Checked by:
CJ

File Ref.: G:\200009\222586-WOODSIDE BLOCK WARCH 400_490_DETAIL_SCHEMATICS\222586-JW-417.DWG - REV-D-140423-143430 14:04:23/14:24:32

Drawing No.
222586-A

Rev.
D



Drawing No. 222586-AW-418	Rev. C
------------------------------	-----------